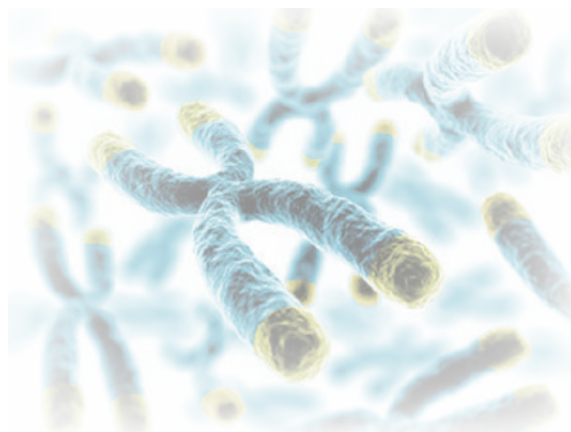




defytime Telomere Total Solution

DTXY WHITE PAPER




Ver.4.1.1

The telomere total solution program will raise a lifespan revolution!



TABLE OF CONTENTS

1. Market Overview
 2. About Telomere
 3. Telomere Total Solution
 4. About Telomere Coin DTXY™
 5. Team and Advisors
 6. Appendix
-
- a. Dr. Bill's Books
 - b. Patents
 - c. Disclaimer




1. MARKET OVERVIEW



40% of its population will be over 65 in 2050, according to a new analysis by the U.S. Census.

Aging populations have become part of the anxiety in many countries, which have to decide how they will support their old people and replace them in the workforce. As a population age, social and healthcare cost is expected to soar with fewer taxpayers of working age to support the increased expenditure posing serious problems to fiscal sustainability.

An Aging World : 2015

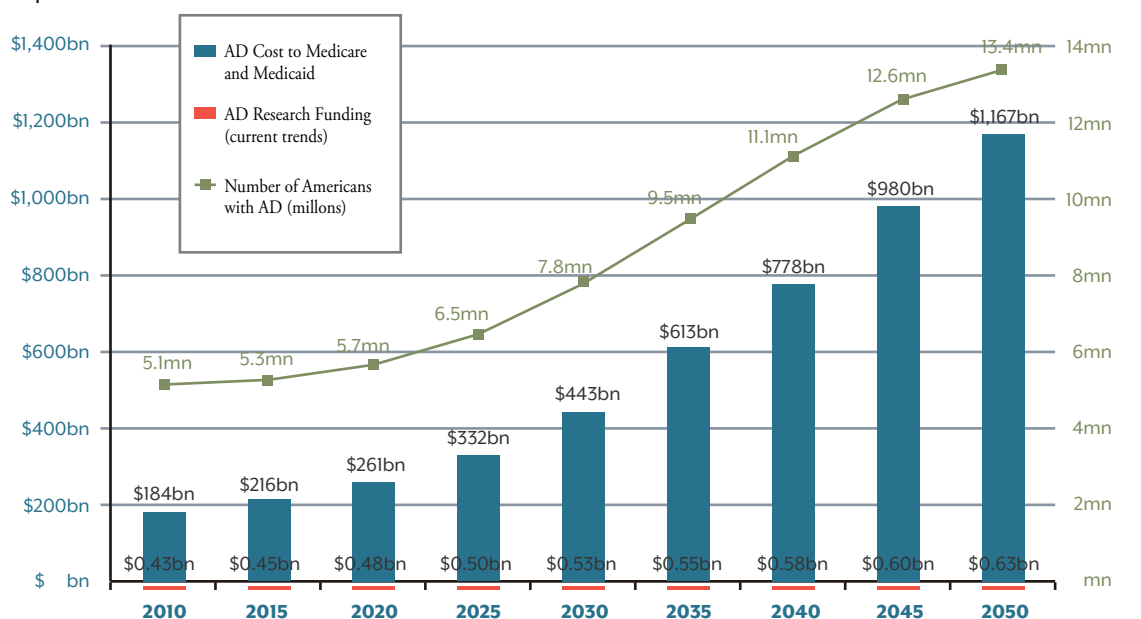


The problem of aging population is most prevalent in Japan, which has no existing solution to replace the 27% of its population that is over 65, as the nation's total population is expected to drop from 127 million in 2015 to 107 million in 2050.

This problem is not unique to Japan as other developed nations also suffers from the same issues and will be closely monitoring how the situation develops in Japan for potential solutions. Among the developed nations, the U.S. population is expected to grow from 321 million last year to 398 million in 2050. Over the same period, people who are 65 or older will grow from 14% of the population to 22%. The aging population problem will be worse in Germany, France and Italy.

Even emerging countries such as China faces the same problem, although the percentages of the population are not so high. China's population was 1.36 billion last year, and it is forecast to be 1.30 billion in 2050. The portion of its population over 65 will grow to 27% by 2050 from the existing 10%.

Federal Gov't Expenditures

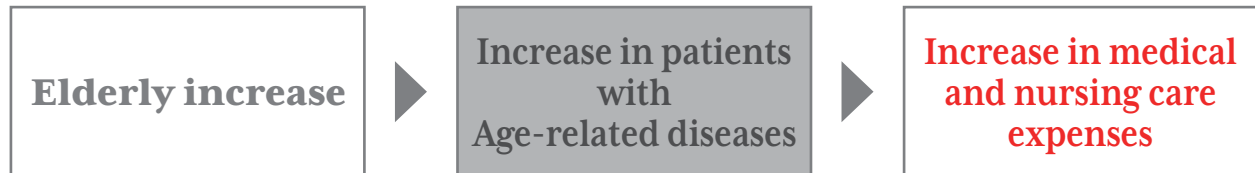


Sources: Alzheimer's Study Group, *A National Alzheimer's Strategic Plan: The Report of the Alzheimer's Study Group* (March 2009); Alzheimer's Association, *2009 Alzheimer's Disease Facts and Figures* (March 2009); National Institutes of Health Office of the Budget



Problems and solutions in Super-aging society

The Problem: *Expansion of medical expenses and nursing care expenses*



In Japan of a super aging society, "National medical expenses + nursing care benefits" exceeded 50 trillion yen in FY 2014 and eventually reached 10% level of GDP.

Challenge point: *Reduction expansion of medical expenses and nursing care expenses*



▶▶ **In other words, the solution is to extend the "healthy life expectancy"**

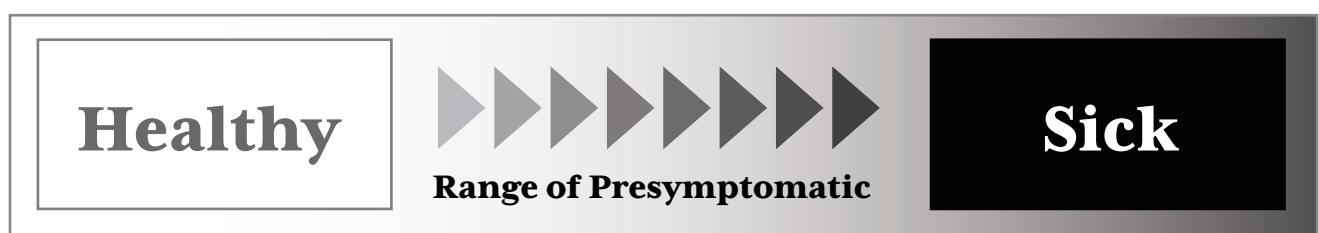
Medicine = Diagnostic Medicine + Therapeutic Medicine + Preventive Medicine

Regarding preventive medicine, it seems that the methodology is not fully developed yet compared with the other two.

In other words, there is a problem that it is not yet clear whether the scientific validity of what kind of object, what kind of method is to be used for prevention of diseases.

*Chiba University Preventive Medicine Center WEB site Interview Feature 1
Excerpt from comments of 'Chiba University Preventive Medicine Center Nagamori Professor'

In preventive medicine, it is important to reaffirm the concept of "Presymptomatic" .

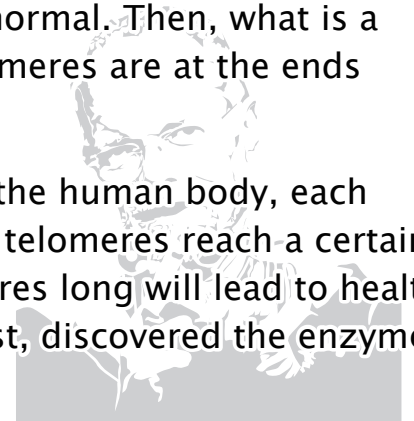




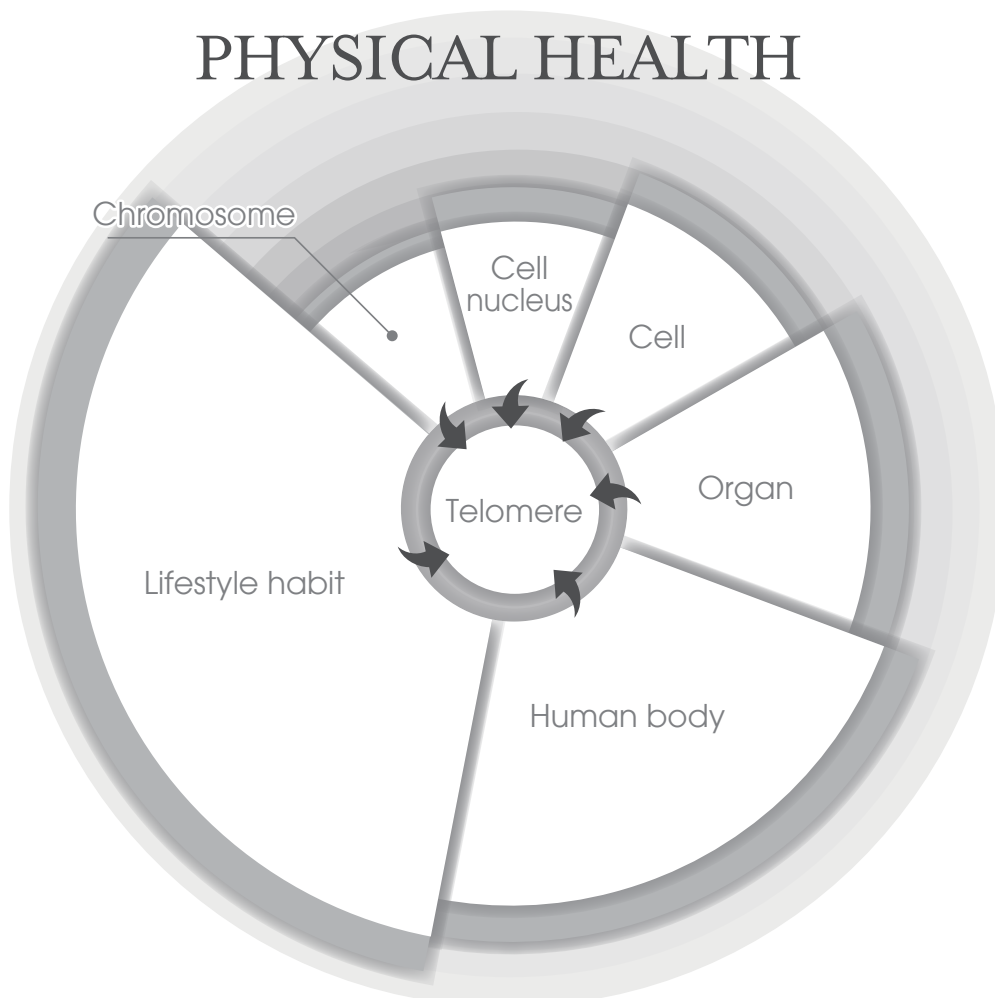
Have you ever thought about what "health" is ?

Health is a state in which all the parts of the body are functioning normally. The brain, organs, bones, and blood vessels are essential parts of the human body. These parts consist of "cells", the smallest units of the human body. This means that we are "healthy" when our "cells" are normal. Then, what is a "normal cell"? Each cell has chromosomes. Human telomeres are at the ends of the chromosomes.

The human telomeres dictate the health of the cell. In the human body, each time cells divide, telomeres become shorter. When the telomeres reach a certain length, the cells stop dividing and die. Keeping telomeres long will lead to health and longevity. Bill Andrews, Ph.D., a molecular biologist, discovered the enzyme called "human telomerase" for the first time in history.



PHYSICAL HEALTH






Foreword from Chief Scientist Officer



Bill Andrews, Ph.D.

in Molecular and Population Genetics
at the University of Georgia in 1981



2nd Place as
"National Inventor of the Year Award"
in 1997

Hello

This is Dr. Bill Andrews,

I've been researching biotechnology for the past 36 years and spent the last 24 years researching how to create healthy living by preventing and reversing human aging. My company, Sierra Sciences, has done a lot of studies on the biology of telomeres, the aging clock, and the relationship between telomeres and telomerase. As a result, we were able to find many Telomerase Activating Molecules (TAM).

TAM's are substances that can help slow down telomere shortening to maintain youth longer as well as lengthen critically short telomeres to rejuvenate cells.

TAM-818 is the most powerful and effective substance of all the existing Telomerase Activation Molecules. I hope that many of us will be able to delay aging for a more youthful and healthier life through my research with TAM-818.

This website (<http://defytimer.com>) introduces my long term research achievements and anti-aging products to help maintain a healthier and younger life for everyone.

I hope that many of you will regain health and happiness through our research and the Defytime products.

Date: November 27th, 2017

Sincerely

Bill Andrews, Ph.D.



Bill Andrews, Ph.D. has worked in the biotech industry for more than over 30 years, focusing the last 20 years on finding ways to extend human lifespan through the intervention of telomere shortening in human cells.

Bill Andrews, Ph.D. earned his Ph.D. in Molecular and Population Genetics at the University of Georgia in 1981. He was a Senior Scientist at Armos Corporation and Codon Corporation, Director of Molecular Biology at Codon and at Geron Corporation, and Director of Technology Development at EOS Biosciences.

While Director of Molecular Biology at Geron Corporation from 1992 to 1997, Bill Andrews, Ph.D. was one of the principal discoverers of both the RNA and protein components of human telomerase and was awarded 2nd place as "National Inventor of the Year" in 1997 for this work. He is presently a named inventor on 50 U.S.-issued telomerase patents.*

* For details of patents, see "Appendix"





2. ABOUT TELOMERE

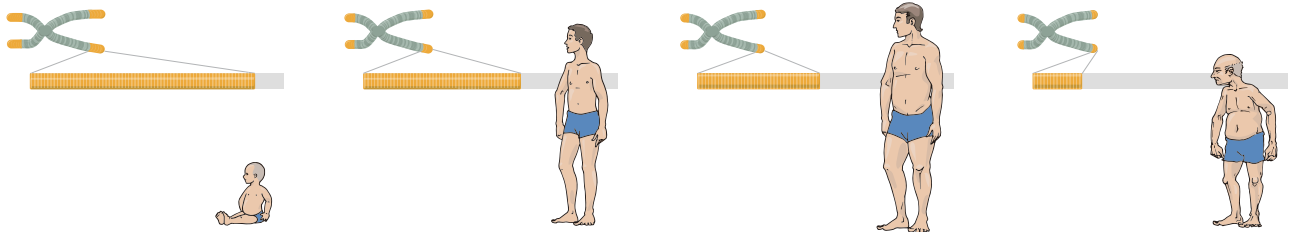


Human aging and telomere

In humans, aging is an accumulation of changes over time, encompassing physical, psychological, and social change.

Reaction time may slow with age, while knowledge and wisdom may expand.

Aging is one of the greatest contributing risk factors for most human diseases, and of the roughly 150,000 people who die each day across the globe, about two thirds die from age-related causes.

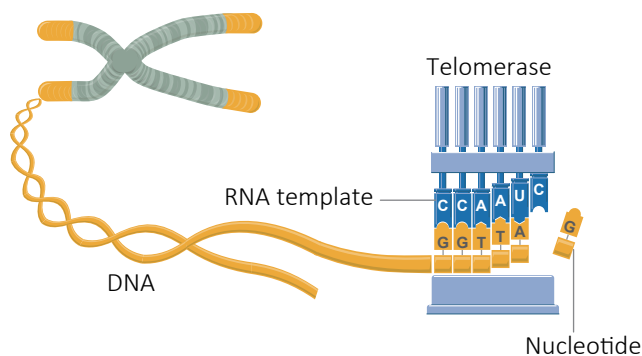


Telomerase

Telomerase, also called telomere terminal transferase, is a ribonucleoprotein that adds the polynucleotide "TTAGGG" to the 3' end of telomeres, at the ends of eukaryotic chromosomes.

Telomerase is a reverse transcriptase enzyme that carries its own RNA molecule (with the pattern of "CCCAAUCCC" in vertebrates), which is used as a template for adding new bases onto the ends of telomeres.

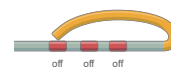
It can replace the section of telomere that is lost in each cell division, so the chromosomes don't shorten.



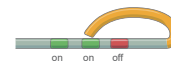
Fold-back Model



Fold back turns gene 1 off



Fold back turns gene 2 on

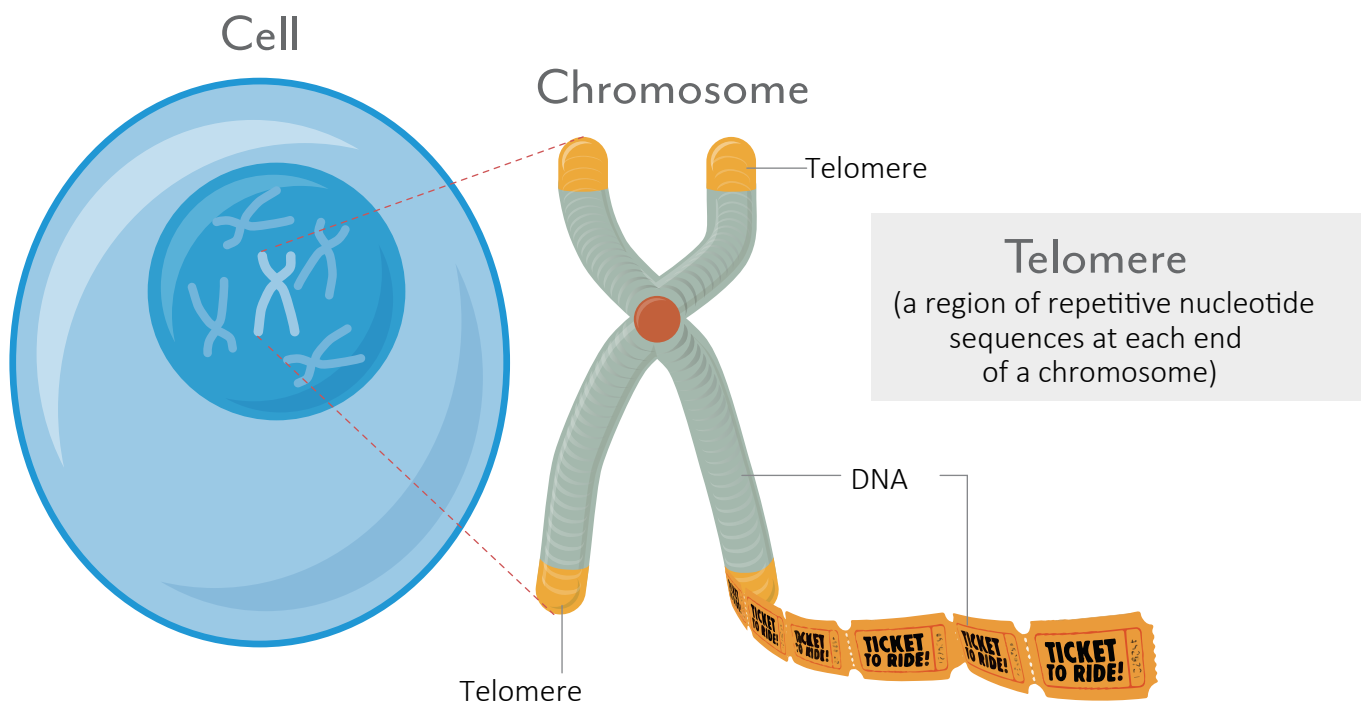


Short Telomere can't reach genes





“Telomeres are like the so-called ticket.
It will decrease each time it divides



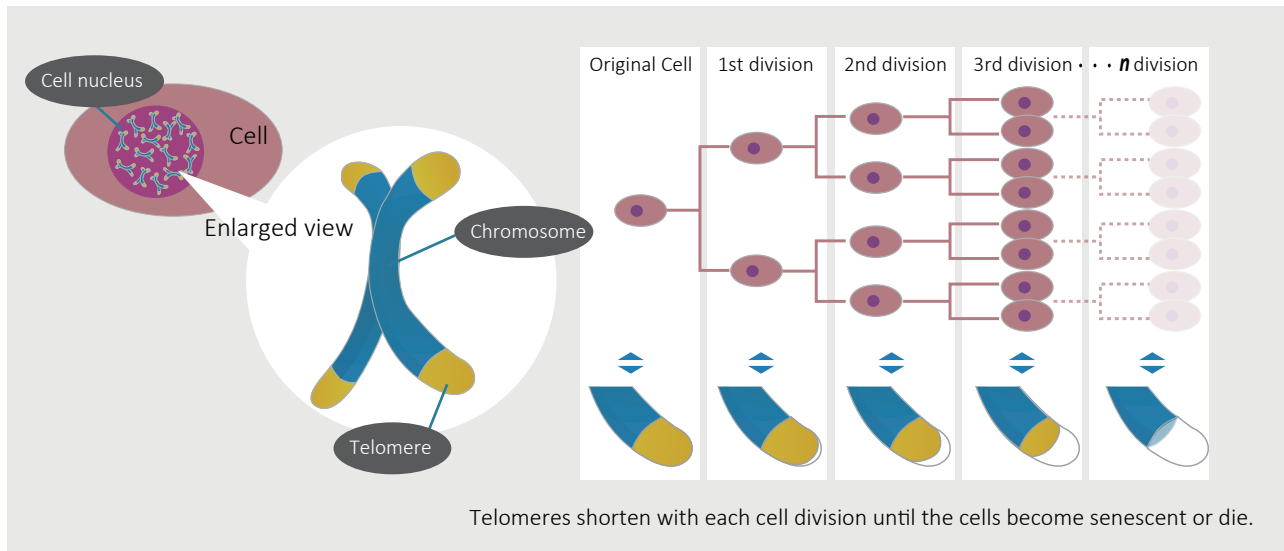
Telomeres are structures at the end of our chromosomes that shorten every time a human cell divides. Each time our cells divide and our chromosomes replicate, our telomeres become shorter. They shorten throughout our lifetime, and when they reach an average of about 5,000 nucleotides, our cells cannot divide any further, and we die of old age.

This problem is because of a telomerase enzyme deficiency syndrome, or TEDS that affects every one of us. If it weren't for lack of this enzyme our telomeres stay long and healthy. The length of an individual's telomeres is closely associated with their biological age and research suggests that control of telomere length has the potential to treat many diseases associated with aging.

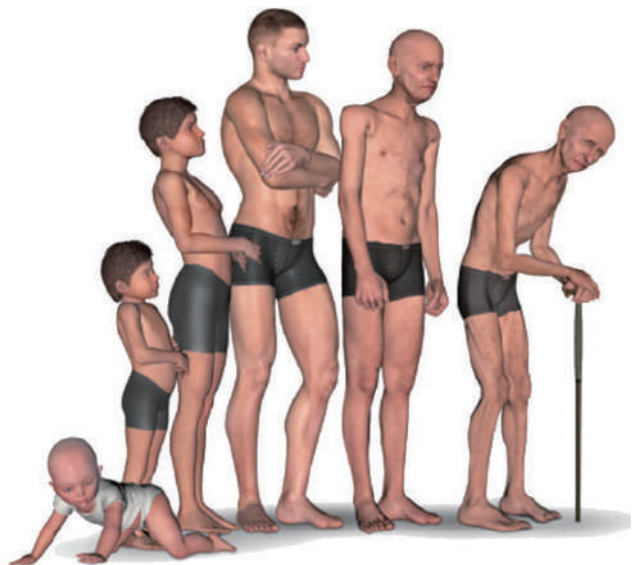
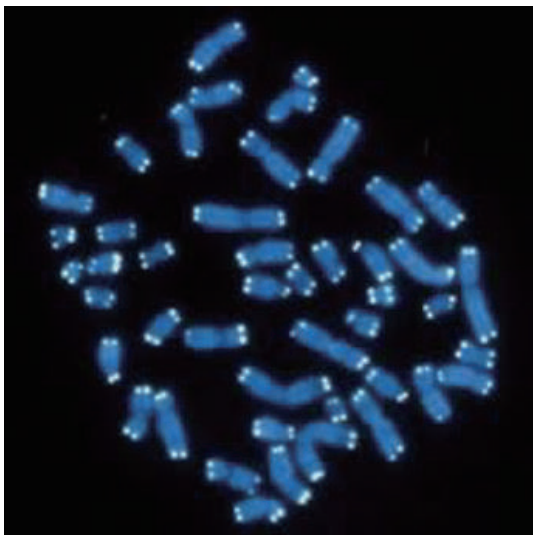
Only in the last thirty years science has made real progress in understanding the fundamental question of why we age and what can be done about it. These discoveries have not been widely publicized -- yet -- and so most people are unaware of how close we are to curing the disease of aging once and for all.



The cause of aging “Telomere”

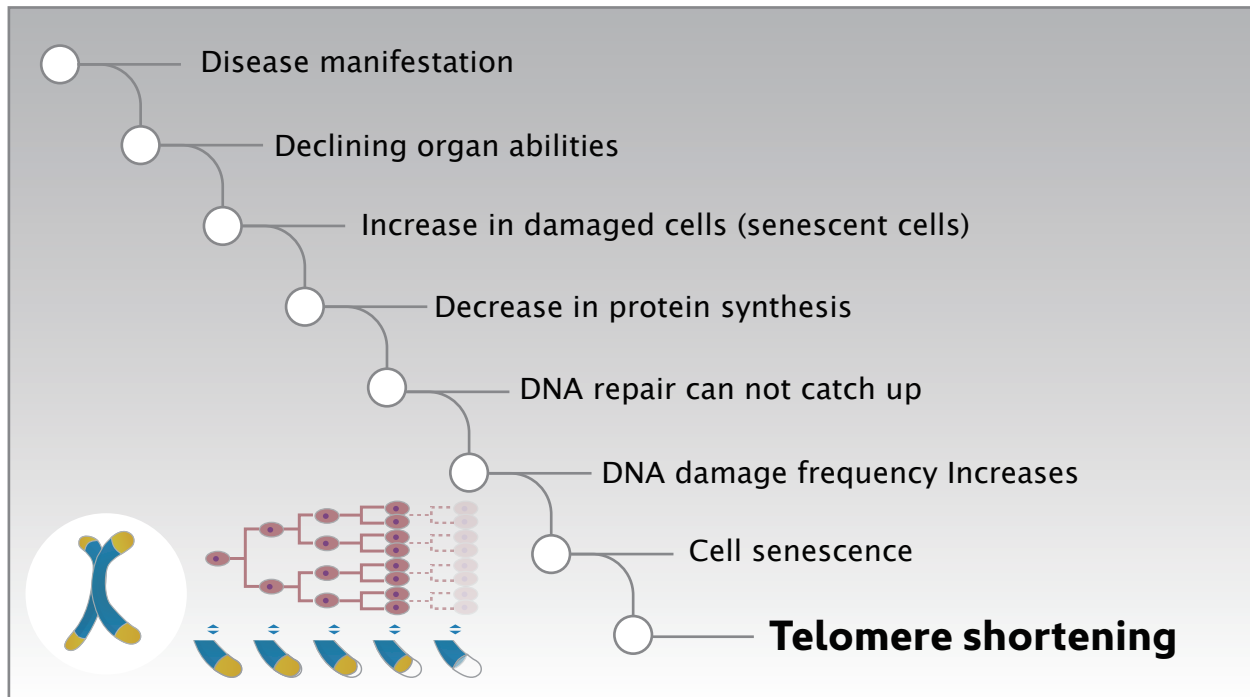


However, telomeres is required for normal chromosome segregation, since thereby shortening the time a cell divides, the telomeres become shorter than a certain length, cell viability occurs destabilization of chromosomal loss, as a result, it will appear a variety of aging of the body. In other words, the telomere is related to the fundamental factors of human aging.





The cause of “Disease”



Before symptoms of disease develop ...

Along with cell aging, the frequency of DNA damage occurrence overtakes the speed of DNA repair, and damage accumulates without being able to repair the DNA.

As a result, protein synthesis decreases.

When the intracellular protein is consumed for life support, the cells themselves are gradually damaged and eventually die.

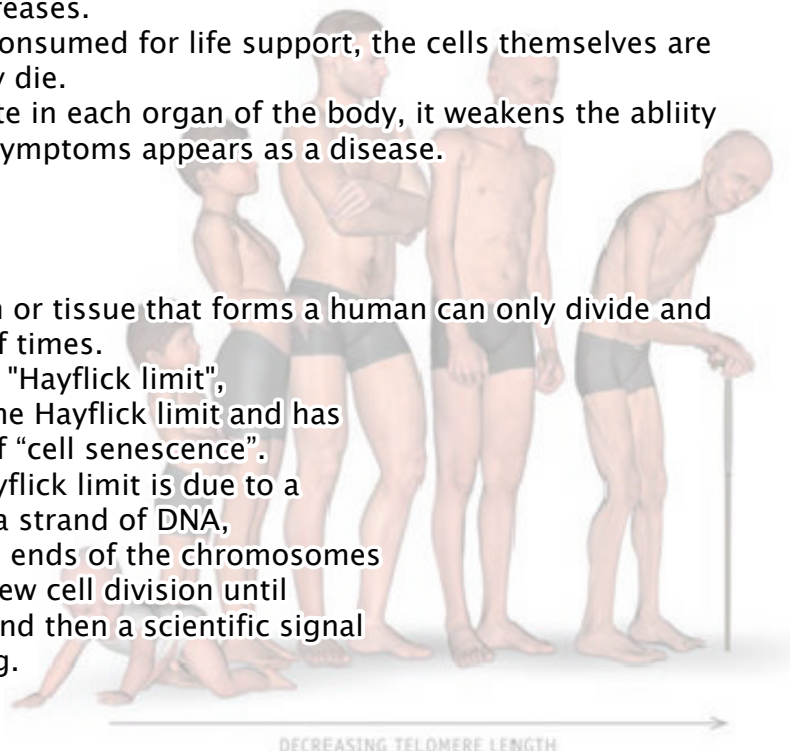
When many cells reach such a state in each organ of the body, it weakens the ability of the organ itself and gradually symptoms appear as a disease.

Cell senescence

The division of cells in each organ or tissue that forms a human can only divide and proliferate for a limited number of times.

The limitation of division is called "Hayflick limit", and the cells which has reached the Hayflick limit and has stopped to divide is in the state of "cell senescence".

Empirical evidence shows that Hayflick limit is due to a replicative problem at the end of a strand of DNA, which causes the telomeres at the ends of the chromosomes to get slightly shorter with each new cell division until they shorten to a critical length, and then a scientific signal is sent and the cells stop dividing.





3. TELOMERE TOTAL SOLUTION



Business Model : 4 Category + One

With its mission always in mind, defytime intends to pursue long and healthy human life for all. We aspire to build products and services that improve the lives of billions of people globally. To pursue this, we combine and integrate several business approaches which are classified as follows: Telomere Analysis Technology, Telomere Support Advance, Telomere Activating Molecule, and Telomere Artificial Intelligence Robot.



Telomere Analysis Technology



Telomere Support Advance



Telomerase Activating Molecule



Telomere Lengthening Therapy



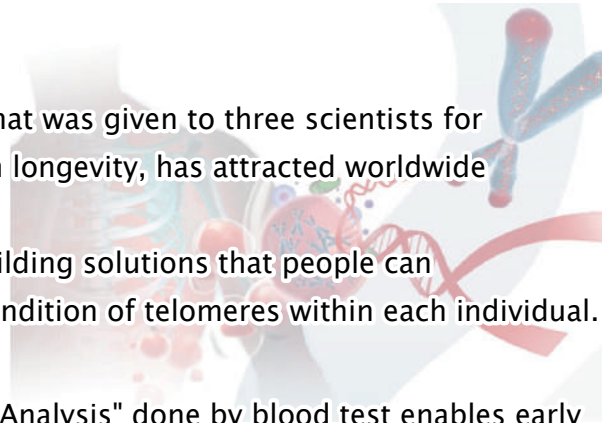
Telomere A. Intelligence Robot



Telomere Analysis Technology

The 2009 Nobel Prize in Physiology and Medicine that was given to three scientists for their study on the telomere and its effect on human longevity, has attracted worldwide attention.

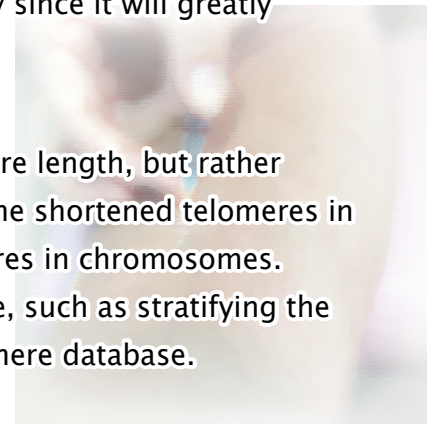
We take their discoveries into the next phase by building solutions that people can benefit from. Our first business is to analyze the condition of telomeres within each individual.



The "Telomere Analysis" done by blood test enables early prognosis not only for the individual's longevity but also for various diseases including cancer, hence is known to play a pivotal role as an independent biomarker.

This fact has attracted attention among healthcare professional community globally since it will greatly contribute the medical field.

Our telomere analysis does not merely estimate the average telomere length, but rather builds a histogram of tens of thousands of telomeres and reports the shortened telomeres in a comprehensive manner, including the proportion of short telomeres in chromosomes. We employ specially developed algorithms to appropriately evaluate, such as stratifying the risk of age-related diseases and maps against the large-scale telomere database.

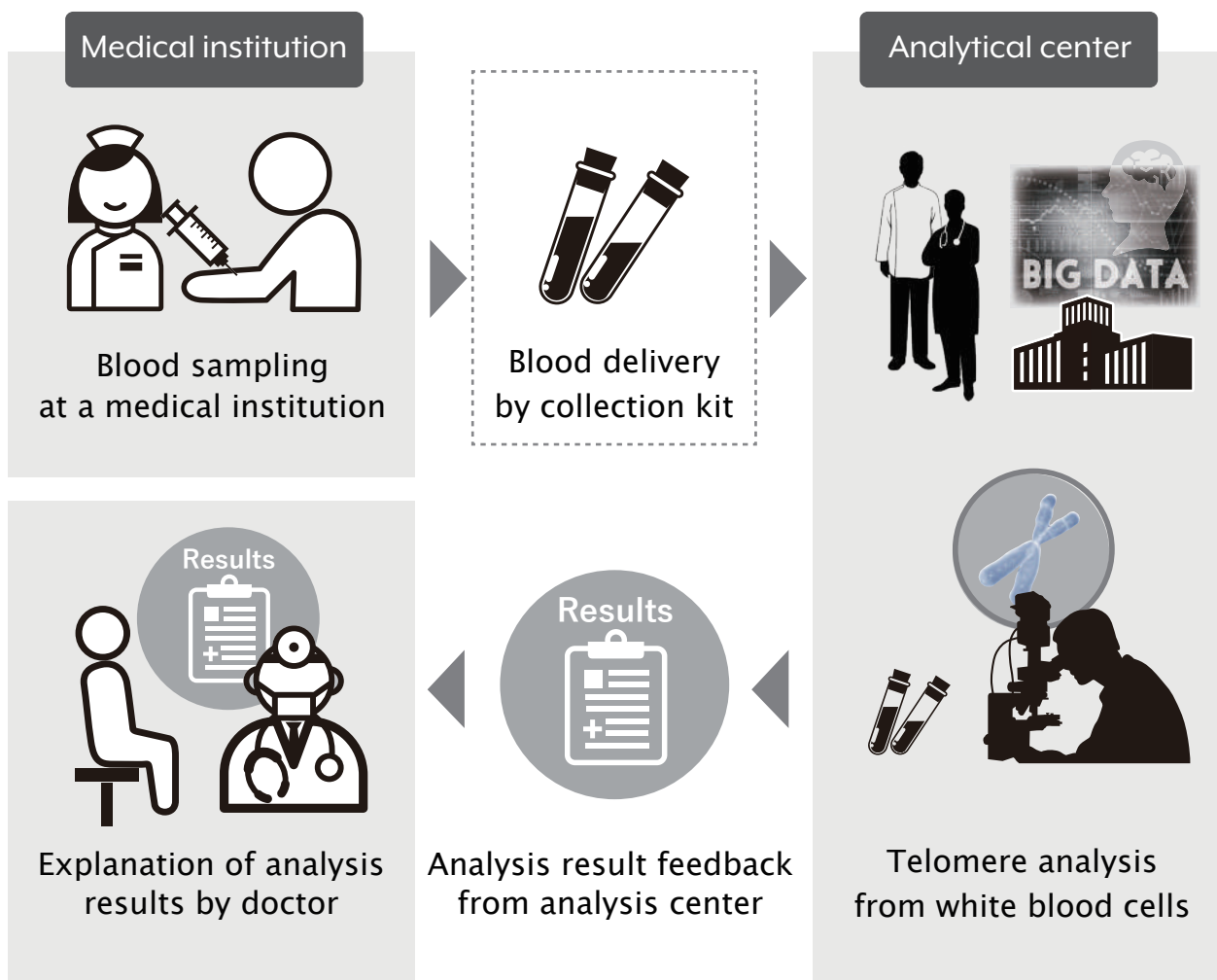




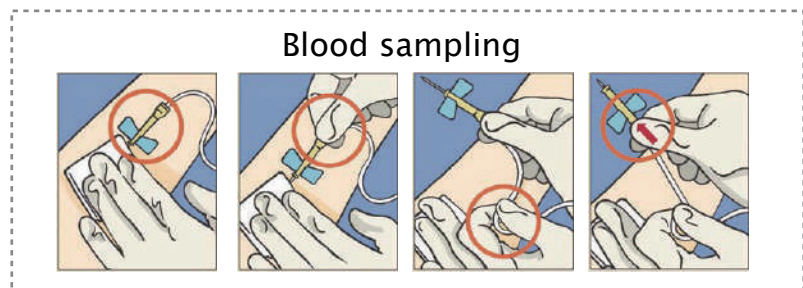
Telomere Analysis Technology



Attracting attention from all over the World !
Telomere Analysis by a “Blood Test”



Collection kit



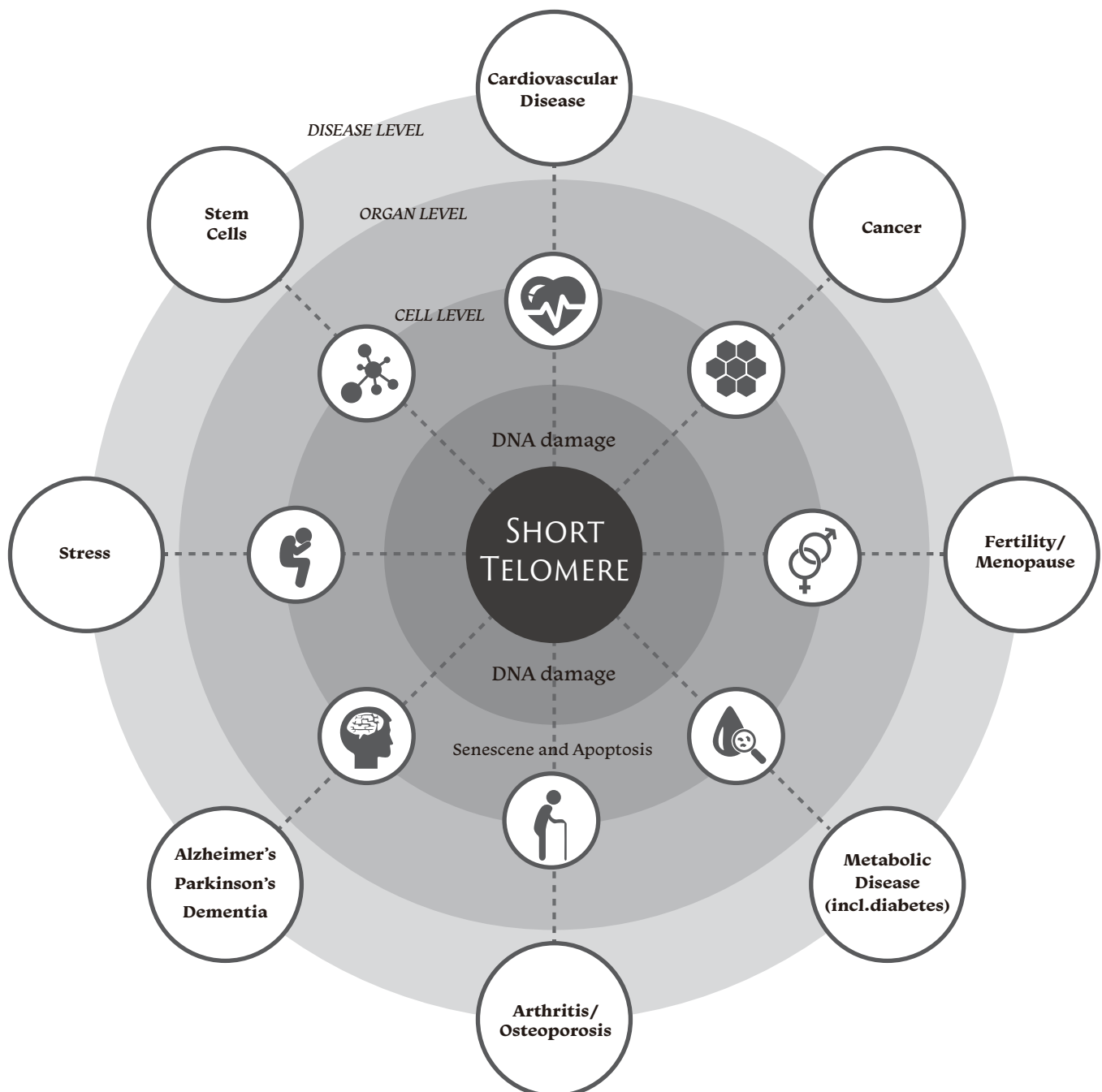
Blood sampling



Telomere Analysis Technology




Diseases Caused by Telomere Shortening





Telomere Analysis Technology



ts report

Sample code: ESLL008083 | 14-07-2017

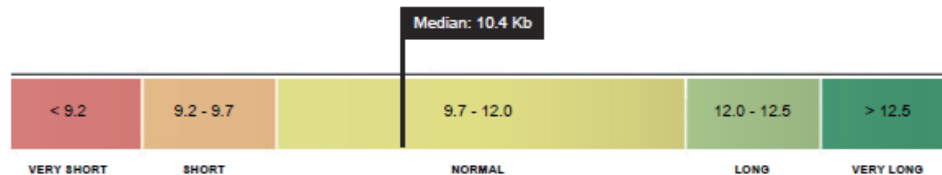
Questions?
Contact your physician for further interpretation.

Please record your report code for
future measurements. Code: ESLL008083

Your telomere length

Median Telomere Length: 10.4 Kb

Your median telomere length is estimated
to be **normal** compared to Life Length's
database population.

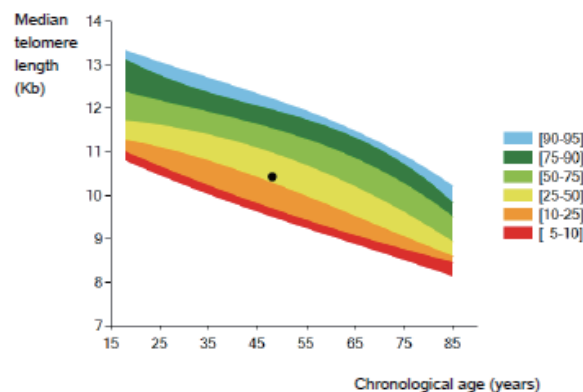


Median Telomere Length (MTL) = 10.4 ± 0.2 Kb

Average Telomere Length = 12.0 Kb

The ranges on this graph are dynamic and
based on your age.

2. Median telomere length – Comparison by age band and percentiles



This graph shows how your median
telomere length compares with other
people your age.

Each color band represents a range
of percentiles of the control database.
It is therefore best if your result falls
into one of the upper bands.

According to your result, you fall into
the 31 percentile, meaning that 31%
of people your age have a shorter
median telomere length.

The black dot above shows your result.

3. Your estimated biological age

Estimated Biological Age: 50.7 years old

Chronological Age: 48.5 years old




Telomere Support Advance




Environmental factors have a greater influence than genetic factors.

With the understanding that it is important to keep telomeres long for a long and healthy life, one should realize that telomere length is affected by a number of factors. Genetics plays a partial role in determining the telomere length, and Environmental factors are known to affect greatly the pace of telomere shortening.



Smoking



Eating habits



Obesity



Insufficient exercise



Stress



Sleeping disorder

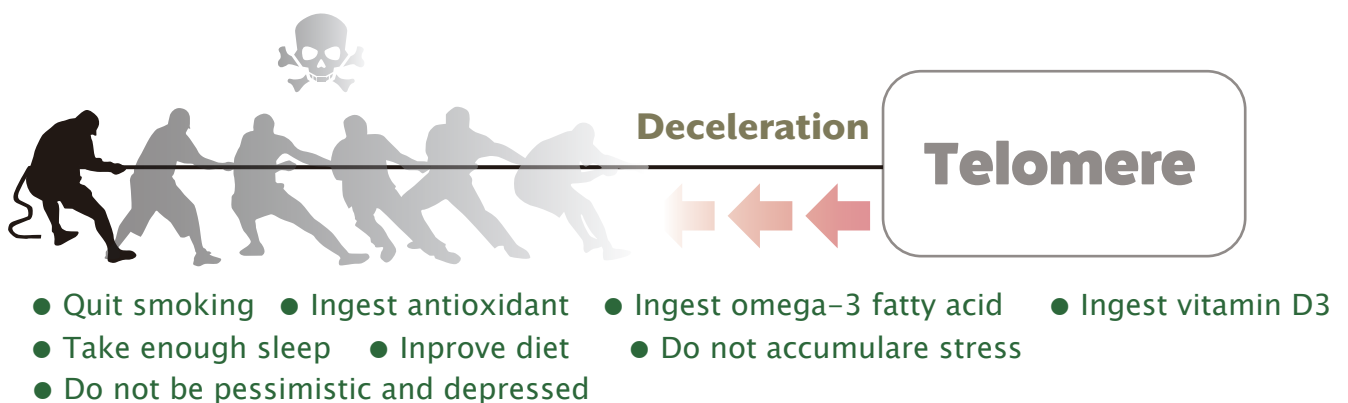
Subsequent environmental factors have a greater influence on factors that determine telomere length than genetic factors.



Telomere Support Advance

In other words, by improving "environmental factors", we can reduce the acceleration of telomere shortening.

While there is not much one can do to the genetics, environmental factors may be controlled by lifestyle choices and proper medical treatments.



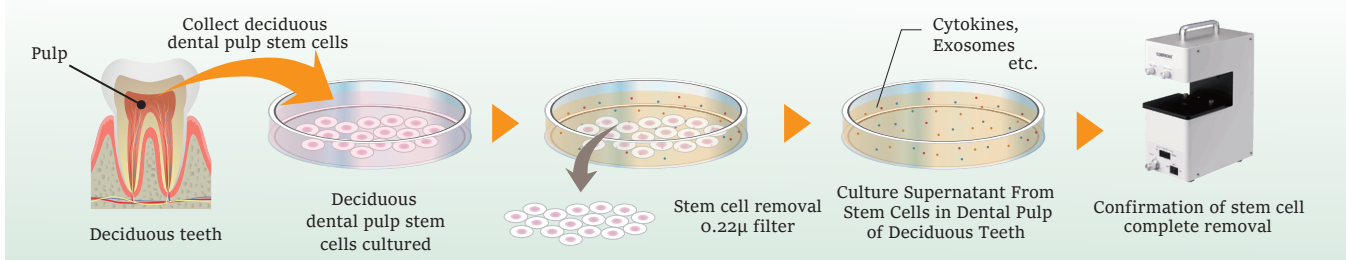


Telomere Support Advance

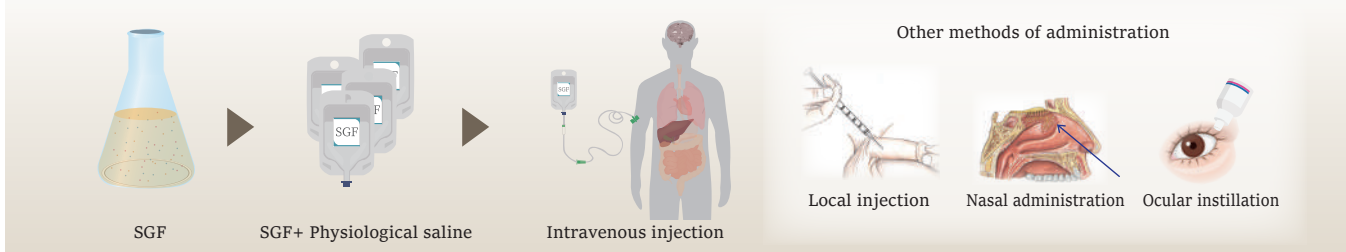
TSA SGF Therapy

Culture supernatant cultured stem cell derived from deciduous dental pulp tooth contains hundreds or more types of cytokines, growth factors, and exosomes which are secreted from deciduous dental pulp tooth stem cells. This humoral factor is collectively called "SGF". Tissues are regenerated by activating adult stem cells of the damaged organs using the paracrine effect of cytokines and exosomes contained in "SGF". (SGF intravenous injection or local injection)

Purification of SGF (Culture Supernatant From Stem Cells in Dental Pulp of Deciduous Teeth)

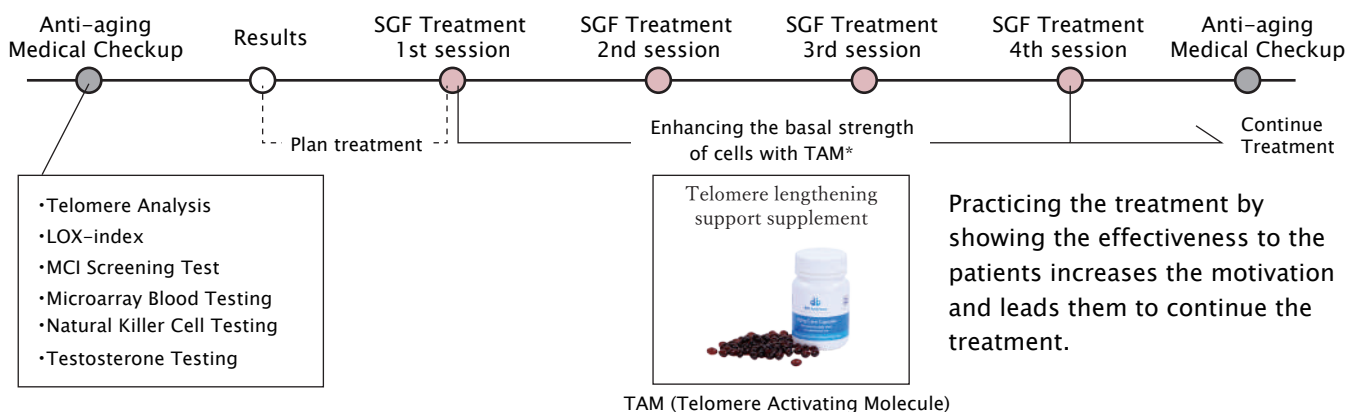


Administration of SGF (Culture Supernatant From Stem Cells in Dental Pulp of Deciduous Teeth)



Utilizing SGF in Regenerative Medicine

Preemptive Self-repairing Program





Telomerase **Activating** Molecule



"TAM" : Bill Andrews, Ph.D.'s Greatest Invention

"Telomerase Activating Molecule" is a name of a substance that Bill's team has discovered and patented. It is a molecule that induces and activates telomerase. Taken after the name of this molecule, we have branded as "TAM" our product lineup designed to provide telomerase activating effect on human cells (more on this on the next page).

Our plan is to launch the TAM-fortified products in various categories, such as Skin Cream, Beauty Serum, Oral Spray, and Supplements. We are working hard on developing even more innovative products containing TAM.

DTXY Product Lineup



defytime theFirst



defytime theFirst PREMIUM



Aqua Oil Drops



defytime EYE FILLER PATCH



defytime TAM Spray



defytime TAM Capsules



Deep Skin Express



ASTAX-BV (90)



ASTAX-BV (30)



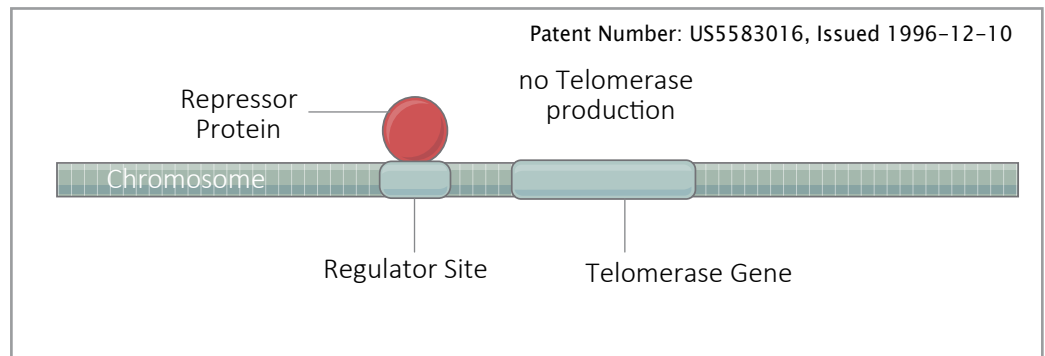
Telomerase Activating Molecule



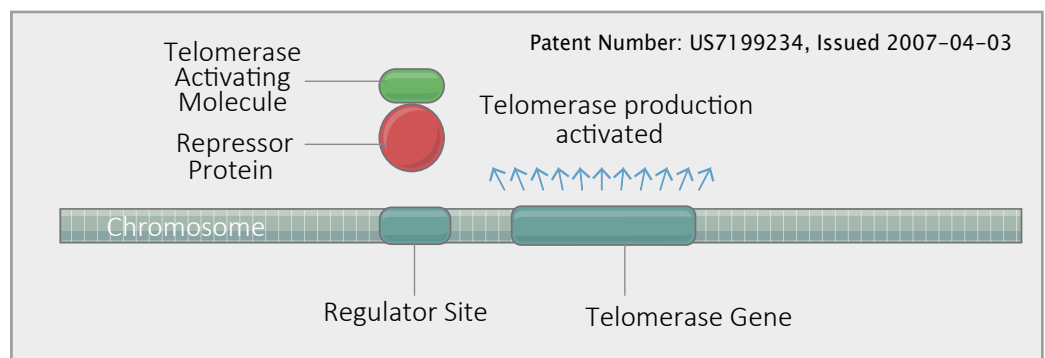
How Telomerase Activating Molecule Helps Fight Aging

It had been known but considered inevitable, that the shortening of telomeres in human cells is the primary cause of aging. It has been subsequently discovered that there is a substance which can prevent such telomere shortening, called Telomerase. Telomerase is an enzyme that can slow, or even stop the telomere shortening process.

Further, it has been discovered that it is not the lack of telomerase within human cells that allows cells to age, but rather there is another substance, a type of protein, that prevents telomerase from working the anti-shortening effect. That protein, is called Repressor Protein.



It was by Dr. Bill Andrews who thought and went on to research for finding a way to keep the Repressor away from telomerase gene, so that the telomerase is kept active in its job of maintaining telomere length.





Telomerase Activating Molecule

Evidence



ABICH S.r.l.

Biological and Chemical Analysis
Toxicology, Research and Services

Report No: REL/0701/2014/CLI/SAB

REL/0702/2014/CLI/SAB

Version: English

Page: 1 of 66

N° Vol.	Vol. Code	Age	N° Vol.	Vol. Code	Age
1	adci526	41	51	lode61	46
2	ancon12	48	52	loma2	51
3	aniz367	50	53	lopo479	63
4	anla484	39	54	lotu144	57
5	anla7	47	55	lual476	54
6	anpan13	48	56	lube122	56
7	anpe409	52	57	lude228	45
8	anpe440	60	58	ludi5	47
9	ansa120	60	59	lufiu18	59
10	arsu460	54	60	luge86	55
11	bami523	61	61	lupr276	45
12	brti103	57	62	luri265	46
13	cabo441	54	63	lute520	60
14	caca55	58	64	lutuc9	60
15	cama505	41	65	maal258	54
16	caro420	37	66	maap492	45
17	chce155	48	67	maca268	55
18	clbe483	39	68	maca64	45
19	criquat14	56	69	macat1	61
20	crtai29	39	70	made135	59
21	dabe206	47	71	malu257	48
22	dalo334	47	72	mama444	46
23	debo349	58	73	mela164	42
24	dima287	48	74	migi167	43
25	dipi365	59	75	miro432	52
26	doca447	53	76	mobe354	53
27	dogi445	45	77	more267	50
28	elca122	40	78	nagr443	51
29	eliv342	55	79	nama501	50
30	eman525	50	80	paba487	36
31	esa8	47	81	pamu418	51
32	fead421	58	82	pavi307	59
33	fiel275	62	83	pivi463	65
34	fipa355	40	84	rast348	54
35	frga90	51	85	ricl480	57
36	frma177	60	86	riia62	65
37	gaam497	53	87	roca128	47
38	gabz259	48	88	roia359	58
39	Gati439	47	89	romi370	65
40	gica434	39	90	rote181	62
41	giga455	51	91	rova262	51
42	gigr222	49	92	saca272	45
43	gima500	58	93	saca38	36
44	gipi527	59	94	sagi270	45
45	giufi20	53	95	sapo213	55
46	kadi493	38	96	sigi469	48
47	lalom4	64	97	tecni3	41
48	lata251	49	98	tiba281	52
49	lili254	59	99	tira309	48
50	liva137	49	100	vidi524	55
MEAN		52			

Final Report (Long Term Test)

IN VIVO evaluation of the anti-wrinkle, elasticizing and firming efficacy of a cosmetic product on 100 volunteers

PANEL RECRUITMENT

Characteristics of the panel

The study was performed on 100 healthy female volunteers, aged from 36 to 65, who were identified from the database of volunteers of the Abich Clinical and Cosmetological Trials Center, and who were evaluated as appropriate for participation in the study and not suffering from diseases to the skin areas to treat.

Before the beginning of the study each volunteer has read and signed an informative form (informed consent form, C.I.). Each volunteers has had the opportunity to ask any kind of questions regarding the study to which was given an exhaustive answer. The volunteer was explained the aim of the test, the procedure and the possible risks related.

Only after signature of the informed consent the participation in the study was permitted.

Only volunteers in good general health conditions were included in the study.

The originals of these informed consent forms were archived at the Abich Cosmetic Lab. All subjects signed a consent allowing to treat personal data according to the Italian law (privacy. D.Lgs 196/2003).





Telomere **A.** Intelligence **Robot**



The term "TAR" refers to the group of our service offerings including medical database and artificial intelligence robot terminals to facilitate interactions between patients and healthcare professionals. Under the current plan it comprises of the following, but additional capabilities may be added from time to time.

We develop and deploy smart robots at the point of contact for patients.

Those robots are equipped with access to the master database and with Artificial Intelligence, such that through interactions between the robot and the patient, patient data is gathered and appended to the medical database.

Such data include but not limited to, information such as patient's vital data set, medical history, prescriptions, treatment histories. The data is stored on the cloud using block chain technology to ensure information security.

Each robot serves as an intelligent counseling robot to speak with patients, assisting the roles of qualified medical professionals.

The patients, doctors, medical institutions and pharmacies interact with the master database residing in the Cloud that are secured by block chain technology, and will have access to such database.

The type, format, and granularity of accessible data will depend of the credentials and authorization levels of the user requesting such data.

Plans are underway whereby we connect, collect and integrate with the master database health-related data from wearable health devices for enhanced data dimension.

When a patient or a healthcare professional logs on and access the data upon proper authentication means, information of the patient in question can be retrieved, and can be appended where appropriate.

Under this system, patients will have with confidence more control over their medical records while maintaining data availability to caregivers when and where needed, enhancing their ability to provide effective diagnostics, treatments, and prescriptions.

Further, we plan to provide APIs (Application Programming Interfaces) for connecting our database to other systems where needed, for the purpose of integrating with any medical record system such as that of insurance companies and medical institutions.

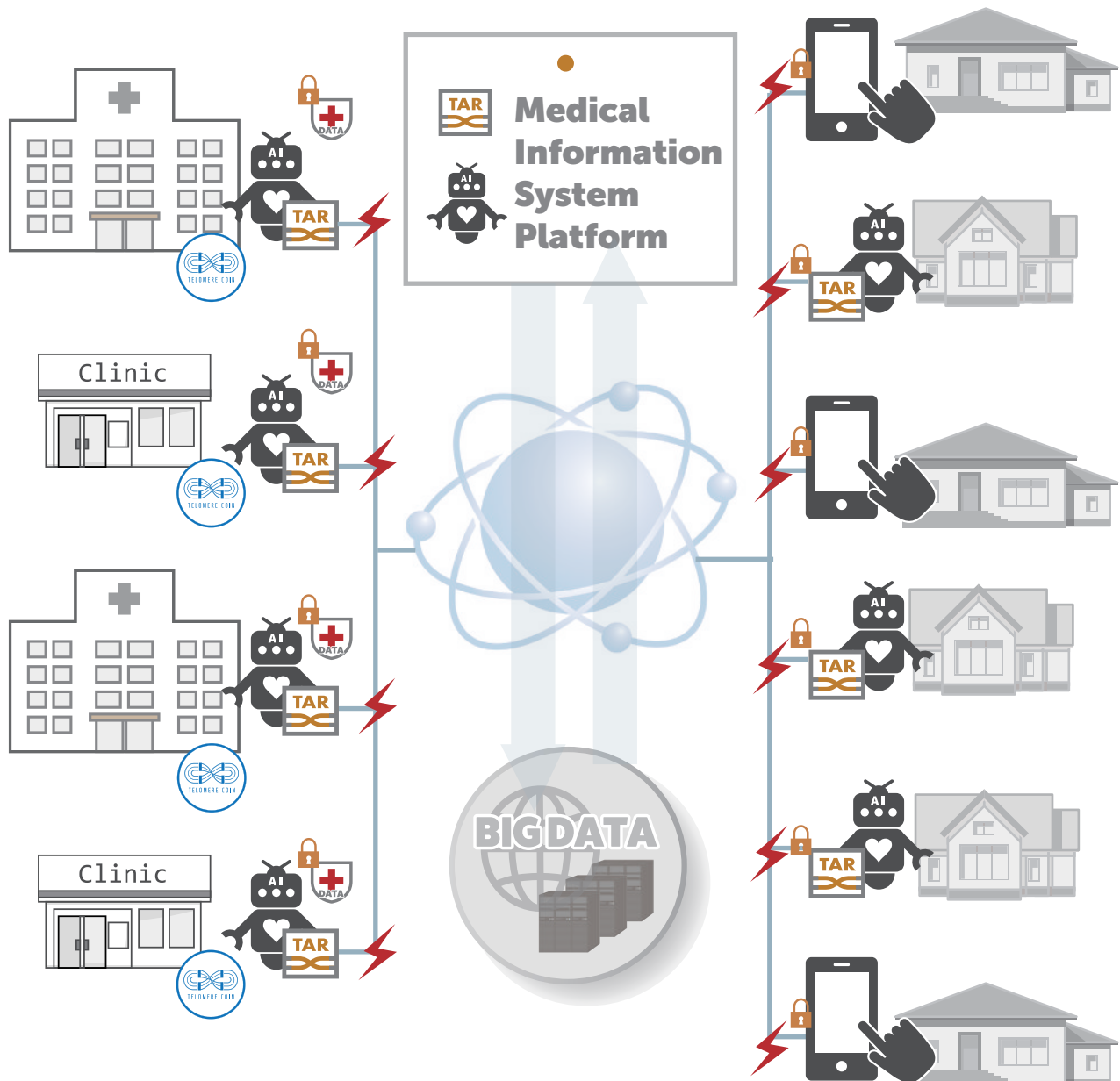
Our master database is constructed with the underlying knowledge and our scientific discovery on how human telomeres play a vital role in one's health. It is for this reason that our database will function as the basis of total life management information repository and intelligence toward the goal of optimizing and maximizing human health and wellness.



Telomere **A. Intelligence Robot**



Maintain availability and provide effective diagnosis, treatment, prescription at any time!





Telomere Lengthening Therapy

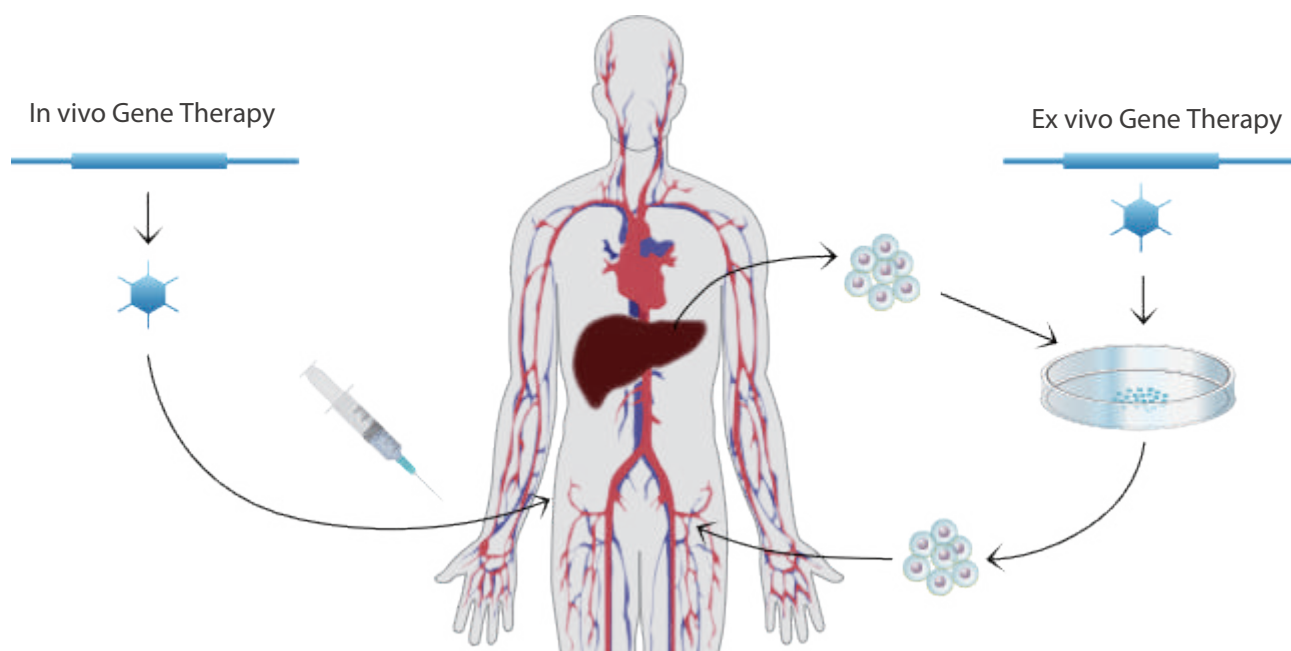
Exclusive Product for DTTY Token Owner

Gene Therapy

Telomere Lengthening Therapy is an exclusive product that is only available to TXY Token Owners who will use their TXY tokens to pay for the annual gene therapy fees.

In 1990, gene therapy was carried out for the first time in the world, the basic technologies that had been developed over many years bore fruit and since 2011, many successful cases have been successively published in various countries. Soon, we will be in an age where gene therapy is widely practiced. Gene therapy is defined* as introducing genes or cells incorporating genes into the body with the objective of treating disease.

*Notification: March 27 2002 (Notification 1 for 2002 of the Ministry of Education, Culture, Sports, Science and Technology/Ministry of Health Labour and Welfare) Complete revision: December 28 2004 Partial revision: December 1 2008



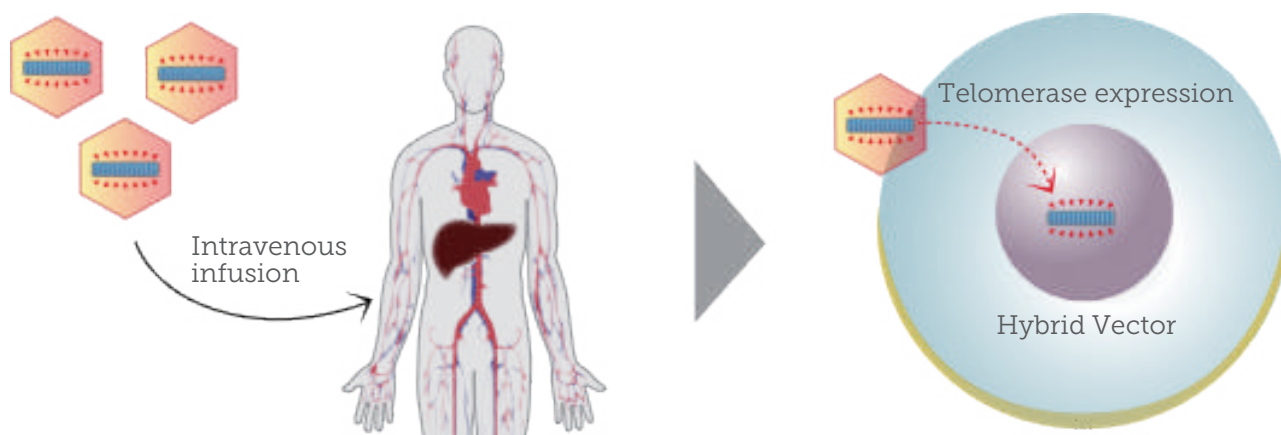


Telomere Lengthening Therapy

Exclusive Product for DTTY Token Owner

Telomerase induction, Hybrid Vector Solution

In defytime Telomere Lengthening Therapy, a hybrid vector combining the activated human telomerase gene and AAV is made and cultured. The hybrid vector is basically intravenously injected* so that it can be transported to target tissue and delivered into cells via the blood. In the cells, the hybrid vector causes telomerase to be expressed, which restores shortened telomeres.



*The administration method may be changed to suit the patient (target tissue)



Telomere Lengthening Therapy

Exclusive Product for DTXY Token Owner

TLT Annual Plan

Clinical Trial Plan announcement on August 18, 2019

2019–2020: Clinical Trials in Colombia / Vanuatu

2021: VVIP treatment center in Japan and China

Due to the vast resources needs to conduct TLT, the number of patients will be limited to the top DTXY Token holders who will have the opportunity to be the first to benefit from TLT.

Maximum number of patients

2021–2023: 12 patients per year

2024–2026: 24 patients per year

2027–2030: 48 patients per year





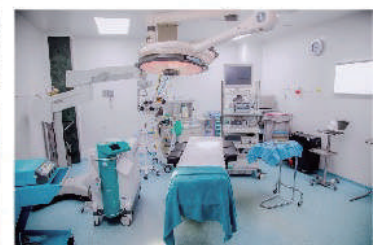
Telomere Lengthening Therapy

Exclusive Product for DTXY Token Owner

Our Clinics



Republic of Vanuatu



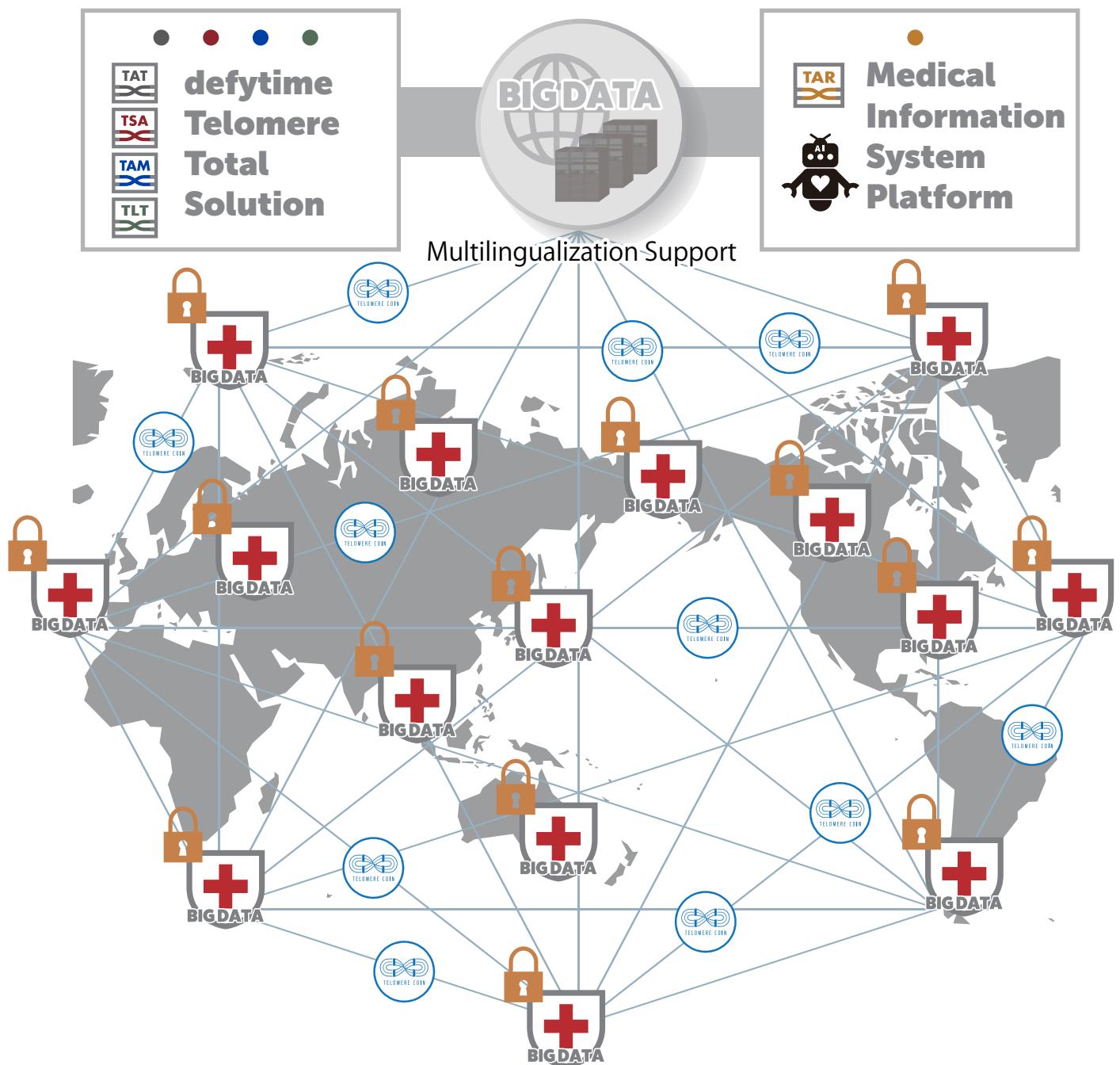
MediHelp in Cartagena, Colombia is the location where the procedure will take place.

Colombia



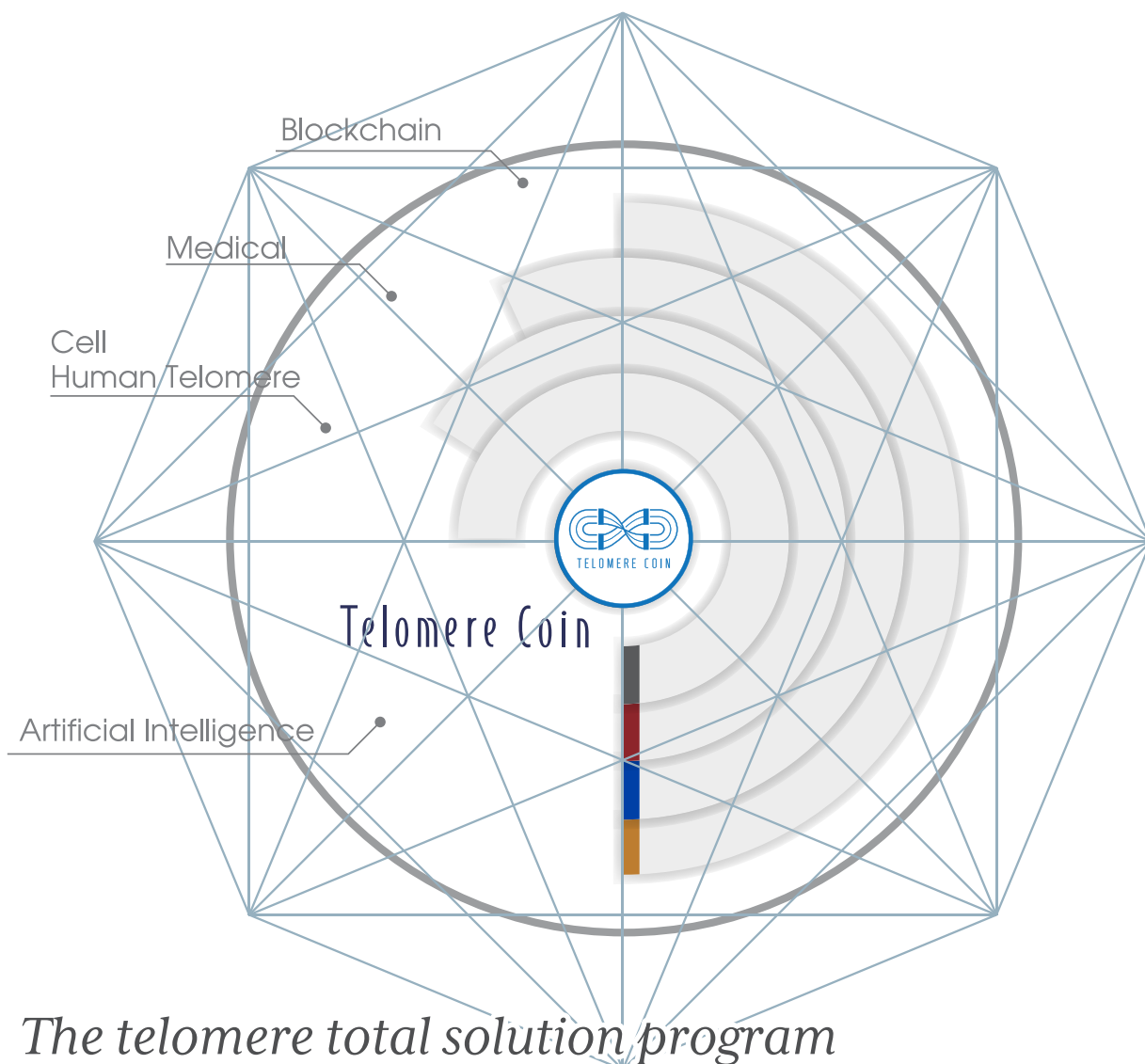
defytime Telomere Total Solution

Medical AI Solution





Our company's purpose is to maximize the number of individuals who benefit from Dr. Bill Andrews, Ph.D., telomere research results. Through the revolutionary discover in productively to society for a longer period of time and increasea the number of quality years that an individual has.



The telomere total solution program

will raise a lifespan revolution!





4. ABOUT DTXY™



TECHNICAL SPECIFICATION

ERC-20 compatible

Telomere Coins are created according to the ERC20 standards on the Ethereum platform, ensuring security of user's funds and stability the DTXY DApp.

Confidentiality

Transfers made by users are recorded in the system and encrypted. User wallets are also encrypted on the platform, and their association with user profiles is minimized as much as possible.

All personal user data, including passwords, emails, and wallet IDs, is encrypted. This protects Telomere Coins users from hacking or information leaks.

Even in the worst case scenario, user data, passwords, and wallets will remain safe, since no access to them or money transfers from them is possible.

Non-inflationary

The number to DTXY tokens is fixed with no inflation to total token supply, ensuring a good store of value for users who are staking their DTXY tokens.

Open access

Built on a the Ethereum public chain, all users will be able to gain access to the DApp without any geographical restrictions.

This is in line with our vision for a healthier world with equal access to all individuals.

Immutable and transparent records

On the blockchain, all records and claims are immutable and transparent. As such, there will not be any fraudulent claims as the records can be audited by anyone in the world. It also removes the problem of claimants making double claims.

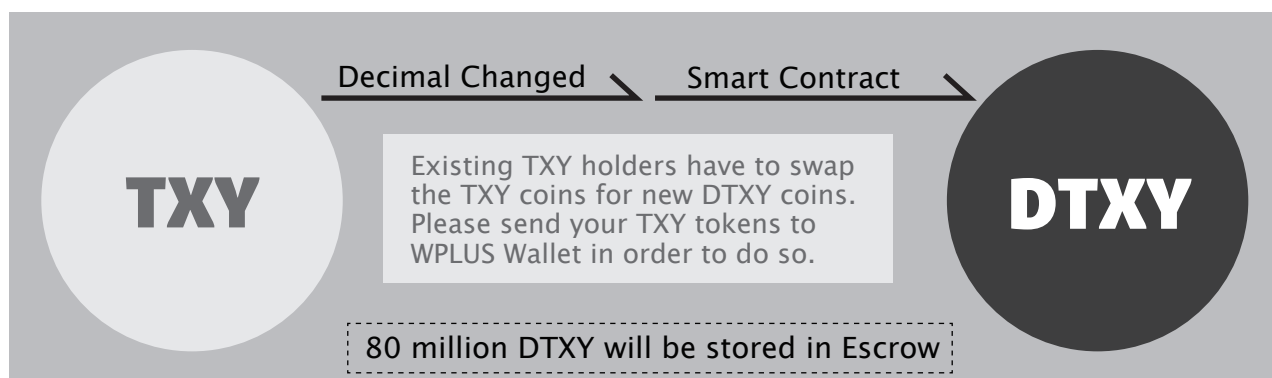


DTXY Tokens

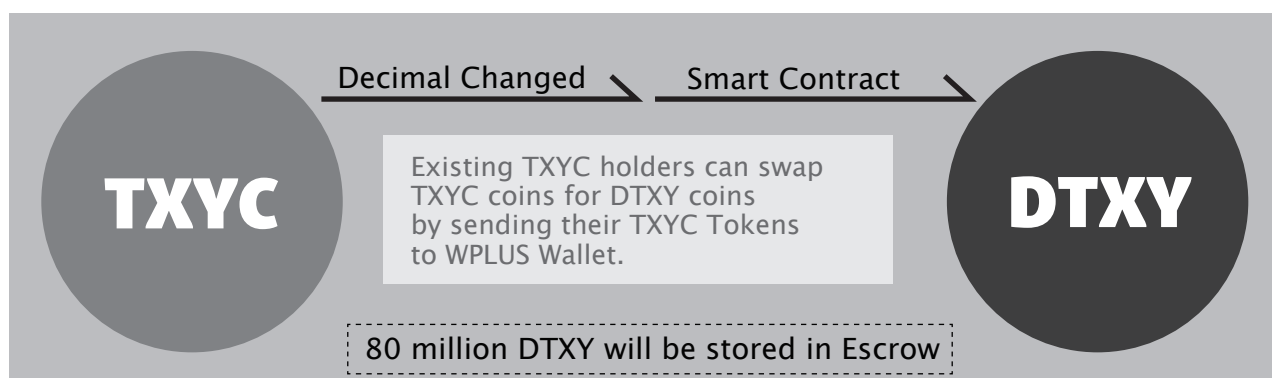
2019.12

	DTXY	Comments
Total Supply	36,000,000 DTXY	Original total supply was 116,000,000 DTXY
Decimal	18	Changed from 0 to 18
Total Market Cap.	324,000,000 USD	–

※ 80,000,000 DTXY is placed in escrow with IDCM Taiwan to remove from total circulating supply



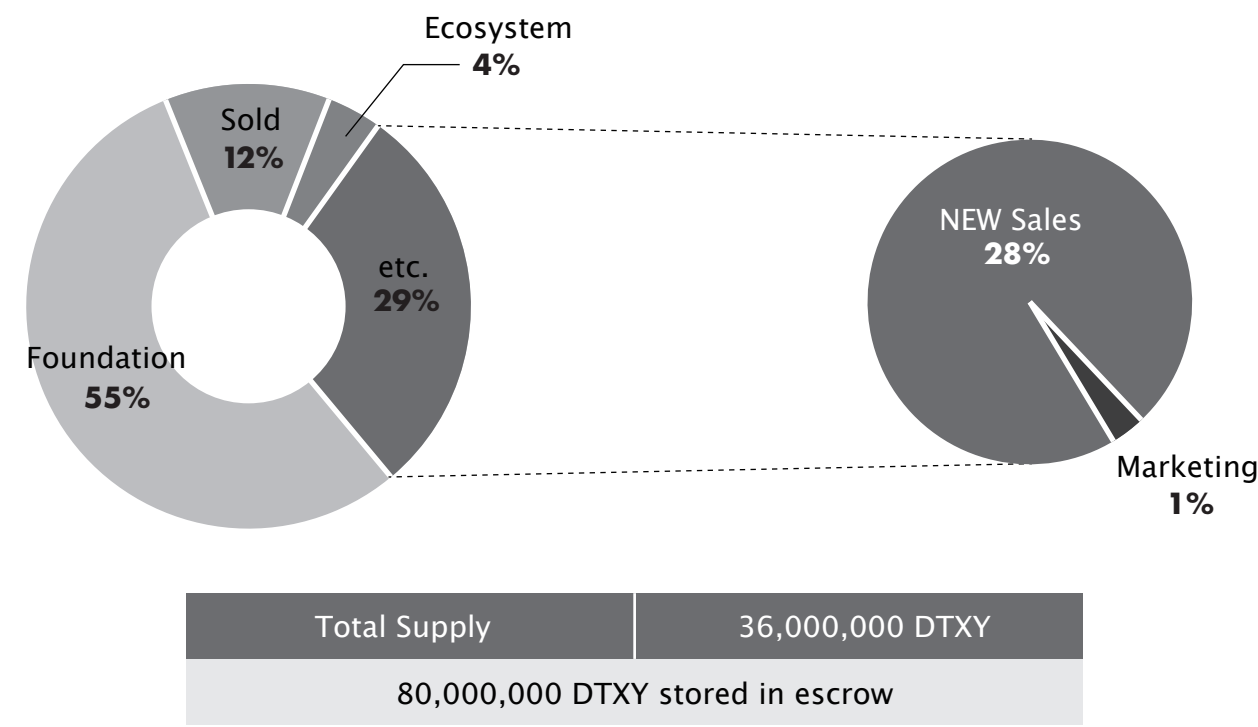
Existing TXY holders have to swap the TXY coins for new DTXY coins.
Please send your TXY tokens to WPLUS Wallet in order to do so.



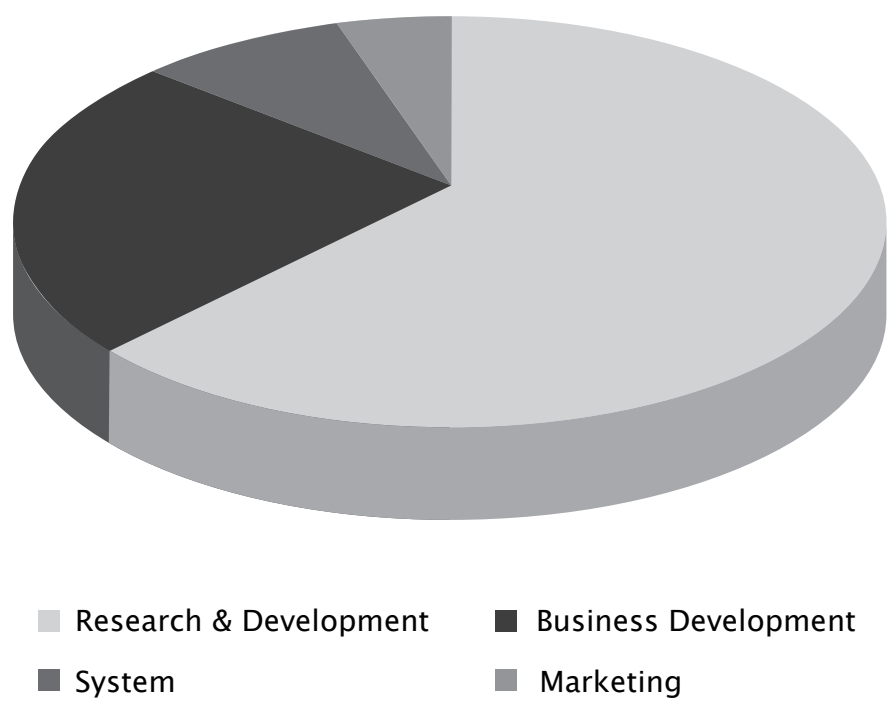
Existing TXYC holders can swap TXYC coins for DTXY coins by sending their TXY Tokens to WPLUS Wallet.



COIN ALLOCATION

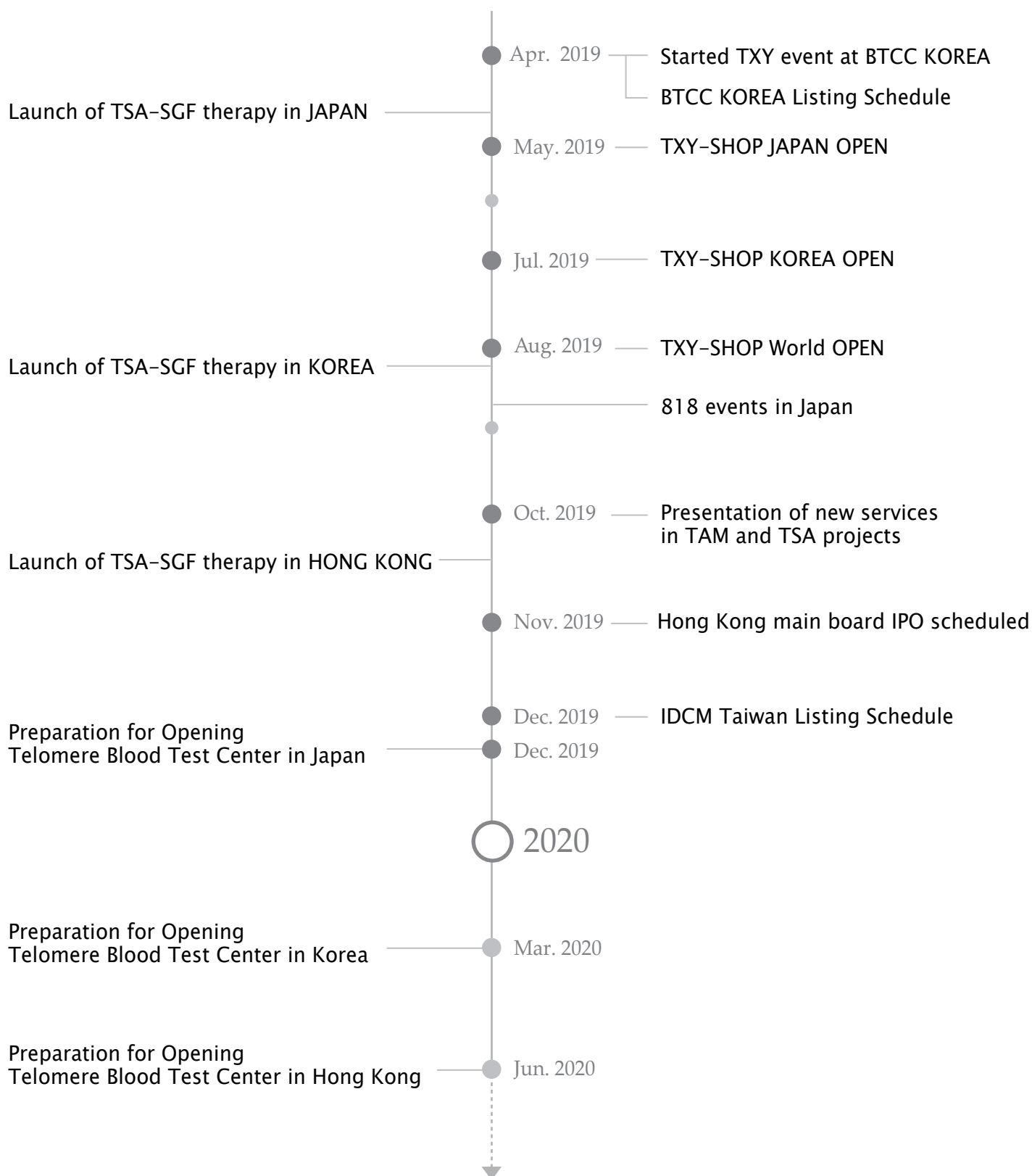


Fund allocation





The Road Map of the Whole Telomere Project





5. TEAM AND ADVISORS

**Bill Andrews, Ph.D.***Chief Scientist/Chief Scientific Officer*

Dr. Bill Andrews is the President and CEO of Sierra Sciences. As a scientist, athlete and executive, he continually pushes the envelope and challenges convention. He has been featured in Popular Science, The Today Show and numerous documentaries on the topic of life extension including, most recently, the movie The Immortalists in which he co-stars with Aubrey de Grey. Since 1981, Bill Andrews has focused on finding ways to extend the human lifespan and healthspan through telomere maintenance. As one of the principal discoverers of both the RNA and protein components of human telomerase, Dr. Andrews was awarded 2nd place as "National Inventor of the Year" in 1997. He earned his Ph.D. in Molecular and Population Genetics at the University of Georgia in 1981. He has served as Senior Scientist at Armos Corporation and Codon Corporation, Director of Molecular Biology at Berlex Biosciences and at Geron Corporation, and Director of Technology Development at EOS Biosciences. He is also a named inventor on over 50+ US issued patents on telomerase and author of numerous scientific research studies published in peer reviewed scientific journals.

Bill is also an avid ultra-marathon runner. Born December 10, 1951, he regularly competes in 100k and 100+ mile runs often finishing at the top of his age group. These grueling races have taken him all over the world to race in some of the most extreme environments, from Death Valley to the Himalayas. His running is presently featured in the movie The High.

**Jonathan Greenwood***President & CEO*

Jonathan Greenwood (Park) is Director of Business Development and CEO of Defytime Holdings Ltd., a Global marketing and trading company. After graduating from Architecture University, he became an entrepreneur between Antipodean and East Asia. In his 15 years global marketing sales experience, he built excellent clients from the Asian markets and a large network in the Southeast Asia market. His management skills and understanding of the region adds tremendous value in making Defytime & Sierra Science a world class anti-aging destination.

**Dr. Laura Briggs***Telomere Researcher (a Partner Scientist)*

Laura Briggs received her B.S. degree in Nutrition in 1993 and her Ph.D. in Environmental Science and Health in 2000 from the University of Nevada, Reno. After a one-year post-doctoral position at UNR she joined Sierra Sciences in 2001.

In addition to coordinating research and development at Sierra Sciences, Dr. Briggs is also currently serving as the biology Lab Coordinator for Truckee Meadows Community College (TMCC) and has collaborated on research projects at the V.A. Medical Center in Reno, Nevada.

**Lancer Brown***Telomere Researcher (a Partner Scientist)*

Lancer Brown received his B.S. and M.S. degrees in Biotechnology in 2003 from the University of Nevada, Reno and was one of three students in the inaugural advanced BS/MS Biotechnology Program. He distinguished himself by being the first student to complete the program. Lancer came to Sierra Sciences as an intern while completing his degree.

Following graduation, he joined Sierra Sciences full-time where he has proven to have remarkable ability to engineer genes and DNA. He has recently been promoted to program director of screening.



Federico Gaeta, Ph.D.
Telomere Researcher (a Partner Scientist)

Dr. Gaeta identified the first potent, small molecule, inhibitors of human telomerase. He is the sole inventor of universal therapeutic cancer vaccine technologies based on telomerase, currently being evaluated in human clinical trials. Dr. Gaeta is an experienced executive with major pharmaceutical and biotechnology companies in the area of new drug discovery and development.



Dr. Shin D.Y.
Telomere Researcher (a Partner Scientist)

Dr. Shin provided first evidence that p53 tumor suppressor gene can induce senescence in human tumor cells, which was published on PNAS at 1997, which was his first paper as a PI. By this paper, he suggested a novel cancer therapy to induce senescence in human tumors. He also interested in senescence of articular chondrocyte, and found a novel signaling pathway of chondrocyte senescence, which is mediated by p38MAPK and regulated by immune suppressants, such as CsA and FK506. He recently focused on novel genes, which are screened by a functional cDNA expression cloning strategy, that regulate cell death and senescence. These studies give an insight to regulation of aging process and development of aging-related diseases.



Joseph Raffaele, M.D.
Telomere Expert & Medical Doctor

Dr. Raffaele has recently focused his clinical research interests on the role of telomeres in aging and the potential benefits of TA-65, a natural compound discovered to be an activator of their critical enzyme, telomerase. Since 2006, he has been a member of the scientific advisory board of TA Sciences, which licenses TA-65 from Geron, the biotech company that discovered it. Dr. Raffaele recently conducted an observational study of 114 PhysioAge patients, collaborating with three eminent telomere biologists, and the results—the first human study documenting the beneficial effects of TA-65—were published in the journal Rejuvenation Research.




6. APPENDIX




6-a. DR. BILL'S BOOKS



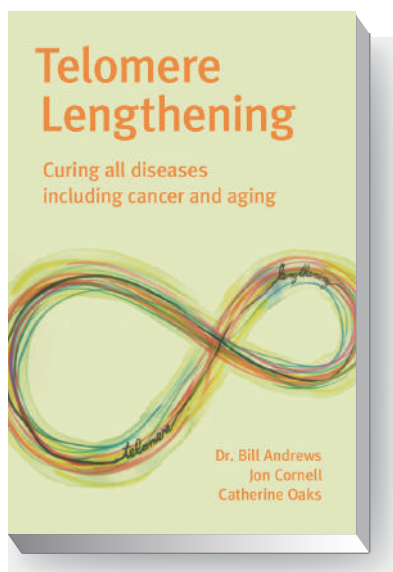
Dr. Bill's books



CURING AGING
FIRST EDITION



CURING AGING
SECOND EDITION



NEW BOOK
Telomere Lengthening



6-b. PATENTS



U.S.-Issued Patents

DNA encoding an antigenic protein derived from *Eimeria tenella* and vaccines for prevention of coccidiosis caused by *Eimeria tenella*

Patent Number: US4874705, Issued 1989-10-17
<https://patents.google.com/patent/US4874705>

DNA encoding an antigenic protein derived from *Eimeria tenella* and vaccines for prevention of coccidiosis caused by *Eimeria tenella*

Patent Number: US5187080, Issued 1993-02-16
<https://patents.google.com/patent/US5187080>

Mammalian telomerase

Patent Number: US5583016, Issued 1996-12-10
https://www.lens.org/lens/patent/US_5583016_A/citations
<https://patents.google.com/patent/US5583016>

Mutagenesis methods and compositions

Patent Number: US5702931, Issued 1997-12-30
<https://patents.google.com/patent/US5702931>

Assays for the DNA component of human telomerase

Patent Number: US5776679, Issued 1998-07-07
<https://patents.google.com/patent/US5776679>

Protease-resistant thrombomodulin analogs

Patent Number: US5827824, Issued 1998-10-27
<https://encrypted.google.com/patents/US5827824>

Mammalian telomerase

Patent Number: US5837857, Issued 1998-11-17
https://www.lens.org/lens/patent/US_5837857_A
<https://patents.google.com/patent/US5837857>

Methods and reagents for regulating telomere length and telomerase activity

Patent Number: US5858777, Issued 1999-01-12
<https://patents.google.com/patent/US5858777>

Protease-resistant thrombomodulin analogs

Patent Number: US5863760, Issued 1999-01-26
<https://pdfs.semanticscholar.org/6b5a/5661217b6ecad97090ad29881ff59d49c53e.pdf>

RNA component of mouse, rat, Chinese hamster and bovine telomerase

Patent Number: US5876979, Issued 1999-03-02
<https://patents.google.com/patent/US5876979/ja>

Mammalian telomerase

Patent Number: US5958680, Issued 1999-09-28
<https://patents.google.com/patent/US5958680>

RNA component of telomerase

Patent Number: US6013468, Issued 2000-01-11
<https://patents.google.com/patent/US6013468>
https://www.lens.org/lens/patent/US_6013468_A

Mammalian telomerase RNA gene promoter

Patent Number: US6054575, Issued 2000-04-25
<https://patents.google.com/patent/US6054575>

Protease-resistant thrombomodulin analogs

Patent Number: US6063763, Issued 2000-05-16

Mammalian telomerase

Patent Number: US6258535, Issued 2001-07-10
<https://patents.google.com/patent/US6258535>

Telomerase

Patent Number: US6261836, Issued 2001-07-17
https://www.lens.org/lens/patent/US_6261836_B1

Peptides related to TPC2 and TPC3, two proteins that are coexpressed with telomerase activity

Patent Number: US6300110, Issued 2001-10-09

Mammalian telomerase

Patent Number: US6320039, Issued 2001-11-20

Antisense compositions for detecting and inhibiting telomerase reverse transcriptase

Patent Number: US6444650, Issued 2002-09-03
<https://patents.google.com/patent/US6444650>

Human telomerase catalytic subunit: diagnostic and therapeutic methods

Patent Number: US6475789, Issued 2002-11-05
https://www.lens.org/lens/patent/US_6475789_B1

Mammalian telomere

Patent Number: US6548298, Issued 2003-04-15
<https://patents.google.com/patent/US6548298>



U.S.-Issued Patents *(continued)*

Promoter for telomerase reverse transcriptase

Patent Number: US6610839, Issued 2003-08-26
<https://encrypted.google.com/patents/US6610839>

Cells immortalized with telomerase reverse transcriptase for use in drug screening

Patent Number: US6617110, Issued 2003-09-09
<https://patents.google.com/patent/US6617110/en>

Antisense compositions for detecting and inhibiting telomerase reverse transcriptase

Patent Number: US6627619, Issued 2003-09-30
<https://patents.google.com/patent/US6627619/ar>

Methods and compositions for modulating telomerase reverse transcriptase (TERT) expression

Patent Number: US6686159, Issued 2004-02-03
<https://patentimages.storage.googleapis.com/fd/70/fd/5181edb37e67e2/US6686159.pdf>

Telomerase promoter driving expression of therapeutic gene sequences

Patent Number: US6777203, Issued 2004-08-17
<https://patents.google.com/patent/US6777203>

Method for detecting polynucleotides encoding telomerase

Patent Number: US6808880, Issued 2004-10-26
<https://patents.google.com/patent/US6808880>

Telomerase

Patent Number: US6921664, Issued 2005-07-26

Genes for human telomerase reverse transcriptase and telomerase variants

Patent Number: US6927285, Issued 2005-08-09
https://www.lens.org/lens/patent/US_6927285_B2

Methods for detecting nucleic acids encoding human telomerase reverse transcriptase

Patent Number: US7005262, Issued 2006-02-28
<https://search.wellspringsoftware.net/patent/US07005262B2>

Telomerase

Patent Number: US7056513, Issued 2006-06-06
<https://patents.google.com/patent/US7056513>

Mammalian cells that have increased proliferative capacity

Patent Number: US7195911, Issued 2007-03-27

Regulatory segments of the human gene for telomerase reverse transcriptase

Patent Number: US7199234, Issued 2007-04-03
https://www.lens.org/lens/patent/US_7199234_B2

Telomerase expression repressor proteins and methods of using the same

Patent Number: US7211435, Issued 2007-05-01

Assays for TERT promoter modulatory agents using a telomerase structural RNA component

Patent Number: US7226744, Issued 2007-06-05
<https://patents.google.com/patent/US7226744>

Nucleic acids encoding human telomerase reverse transcriptase and related homologs

Patent Number: US7262288, Issued 2007-08-28
https://www.lens.org/lens/patent/US_7262288_B1

Methods and compositions for modulating telomerase reverse transcriptase (TERT) expression

Patent Number: US7279328, Issued 2007-10-09
<https://patents.google.com/patent/US7279328>

Antibody to telomerase reverse transcriptase

Patent Number: US7285639, Issued 2007-10-23
<https://patents.google.com/patent/US7285639>

Identifying and testing antisense oligonucleotides that inhibit telomerase reverse transcriptase

Patent Number: US7297488, Issued 2007-11-20
<https://patents.google.com/patent/US7297488>

Telomerase promoters sequences for screening telomerase modulators

Patent Number: US7378244, Issued 2008-05-27
https://www.lens.org/lens/patent/US_7378244_B2

Treating cancer using a telomerase vaccine

Patent Number: US7413864, Issued 2008-08-19
<https://patents.google.com/patent/US7413864>



U.S.-Issued Patents *(continued)*

Muteins of human telomerase reverse transcriptase lacking telomerase catalytic activity

Patent Number: US7517971, Issued 2009-04-14
<https://patents.google.com/patent/US7517971>

Nucleic acid compositions for eliciting an immune response against telomerase reverse transcriptase

Patent Number: US7560437, Issued 2009-07-14
https://www.lens.org/lens/patent/US_7560437_B2

Increasing the proliferative capacity of cells using telomerase reverse transcriptase

Patent Number: US7585622, Issued 2009-09-08
https://www.lens.org/lens/patent/US_7585622_B1

Human telomerase reverse transcriptase polypeptides

Patent Number: US7622549, Issued 2009-11-24
<https://patents.google.com/patent/US7622549B2/en>

Antibody to telomerase reverse transcriptase

Patent Number: US7750121, Issued 2010-07-06

Telomerase expression repressor proteins and methods of using the same

Patent Number: US7795416, Issued 2010-09-14
https://www.lens.org/lens/patent/US_7795416_B2

Regulatory segments of the human gene for telomerase reverse transcriptase

Patent Number: US7879609, Issued 2011-02-01
https://www.lens.org/lens/patent/US_7199234_B2

Kit for detection of telomerase reverse transcriptase nucleic acids

Patent Number: US8222392, Issued 2012-07-17
<https://patents.google.com/patent/US8222392/en>

Human telomerase catalytic subunit

Patent Number: US8236774, Issued 2012-08-07
<https://pubchem.ncbi.nlm.nih.gov/patent/US8236774#section=Top>



6-c. DISCLAIMER



DISCLAIMER

This document is for information purposes only, and is not an offer or a call to sell stocks or securities on the Telomere Coins platform, or that of any other related or associated company.

Telomere Coin are not securities

User acknowledges, understands, and agrees that Telomere Coins are not securities and are not registered with any government entity as a security, and shall not be considered as such. User acknowledges, understands, and agrees that ownership of Telomere Coins does not grant the User the right to receive profits, income, or other payments or returns arising from the acquisition, holding, management or disposal of, the exercise of, the redemption of, or the expiry of, any right, interest, title or benefit in the Telomere Coins or Telomere Coins Platform or any other Telomere Coins property, whole or in part.

Absence of guarantees of income or profit

There is no guarantee that Telomere Coins will grow in value. There are no guarantees that the price of Telomere Coins will not decrease, including significantly, due to some unforeseen events, or events over which the developers have no control, or because of force majeure circumstances.

Risks associated with Ethereum

Telomere Coins will be issued on the Ethereum blockchain. Therefore, any failure or malfunctioning of the Ethereum protocol may lead to the trading network of Telomere Coins not working as expected.

Regulatory uncertainty

Blockchain technologies are subject to supervision and control by various regulatory bodies around the world.

Telomere Coins may fall under one or more requests or actions on their part, including but not limited to restrictions imposed on the use or possession of digital tokens such as Telomere Coins, which may slow or limit the functionality or repurchase of Telomere Coins in the future. Telomere Coins are not an investment Telomere Coins are not official or legally binding investments of any kind. In case of unforeseen circumstances, the objectives stated in this document may be changed.

Despite the fact that we intend to reach all goals described in this document, all persons and parties involved in the purchase of Telomere Coins do so at their own risk.



DISCLAIMER *(continued)*

Quantum computers

Technical innovations, like the development of quantum computers, may pose a danger to cryptocurrencies, including Telomere Coins.

Risk of losing funds

Funds collected in fundraising are in no way insured. If they are lost or lose their value, there is no private or public insurance representative that buyers can reach out to.

Returning funds

If a campaign does not end successfully, or is canceled by its creator, or by moderators, Telomere Coins are returned to the wallets of those users who transferred funds to the wallet of the campaign. If the user made their payment in a fiat currency (USD, EUR, RUR, or any other), the funds are returned to their ETH wallet inside the PUBLIC FUND system. The user can withdraw this ETH or use them to participate in any other campaign launched on the Telomere Coins platform.

Risks of using new technologies

Telomere Coins are a new and relatively untested technology. In addition to the risks mentioned in this document, there are certain additional risks that the team of the Telomere Coins cannot foresee. These risks may manifest themselves in other forms of risk than those specified herein.

Integration

This Agreement constitutes the entire agreement between the parties with respect to the subject matter of this Contract. All previous agreements, discussions, presentations, warranties, and conditions are combined in this document. There are no warranties, representations, conditions, or agreements, express or implied, between the parties, except those explicitly stated in this Agreement. This Agreement may be changed or amended only by a written document duly executed by the parties.



defytime Telomere Total Solution
DTXY WHITE PAPER

defytime